

POST MATCH SUMMARY REPORT



Paris Saint-Germain 4 - 0 Atlético de Madrid

Group B - Match 3
15 June 2025
12:00 Kick Off
Rose Bowl Stadium

Match Summary - Teams



Paris Saint-Germain

4 — 0

Atlético de Madrid

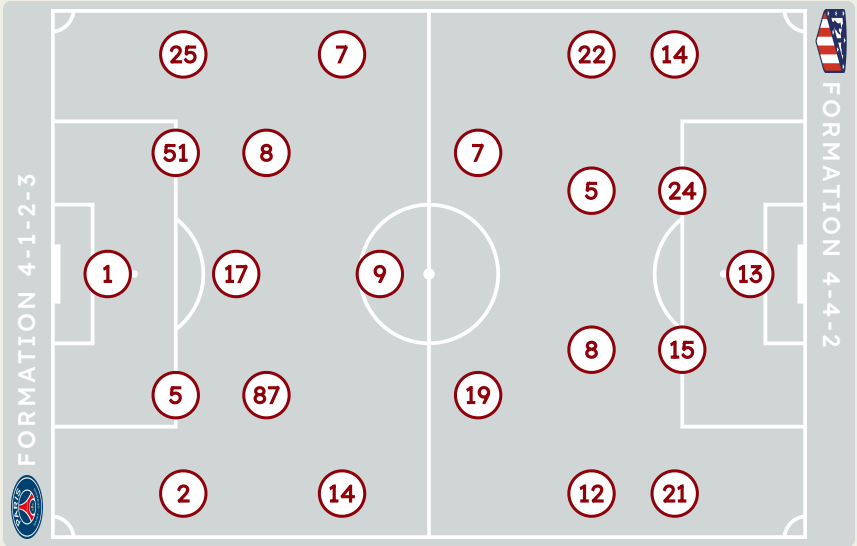


STARTING

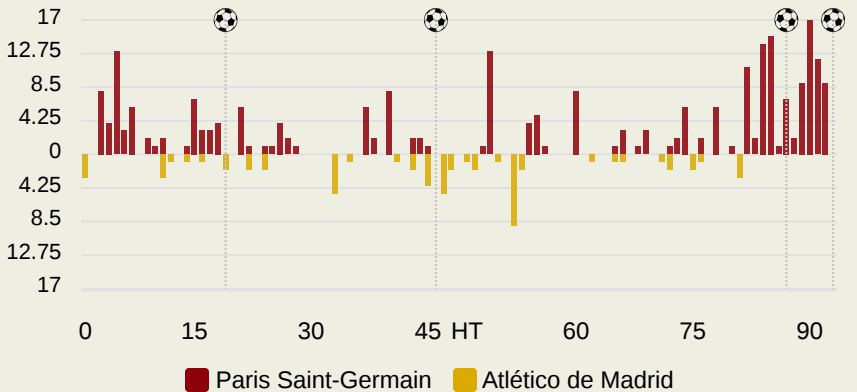
- 1 GK Gianluigi DONNARUMMA
- 2 DF Achraf HAKIMI
- 5 DF MARQUINHOS 61'
- 7 FW Khvicha KVARATSKHELIA 72'
- 8 MF Fabian RUIZ 19' 28' 72'
- 9 FW GONCALO RAMOS 65'
- 14 FW Desire DOUE 80'
- 17 MF VITINHA 45+1'
- 25 DF NUNO MENDES 80'
- 51 DF Willian PACHO
- 87 MF JOAO NEVES

SUBSTITUTES

- 39 GK Matvei SAFONOV
- 80 GK Arnau TENAS
- 3 DF Presnel KIMPEMBE
- 4 DF LUCAS BERALDO
- 10 FW Ousmane DEMBELE
- 19 MF LEE Kangin 72' 90+7'
- 20 MF GABRIEL MOSCARDO
- 21 DF Lucas HERNANDEZ 80'
- 24 MF Senny MAYULU 65' 87'
- 29 FW Bradley BARCOLA
- 33 MF Warren ZAIRE-EMERY 72'
- 43 DF Noham KAMARA
- 49 FW Ibrahim MBAYE 80'



Distribution in the Final Third



STARTING

- Jan OBLAK GK 13
- 62' Rodrigo DE PAUL MF 5
- Antoine GRIEZMANN FW 7
- 70' Pablo BARRIOS MF 8
- 45' SAMUEL LINO MF 12
- Marcos LLORENTE MF 14
- 78' 20' Clement LENGLET DF 15
- Julian ALVAREZ FW 19
- 62' Javi GALAN DF 21
- 62' 29' Giuliano SIMEONE FW 22
- 25' Robin LE NORMAND DF 24

SUBSTITUTES

- Juan MUSSO GK 1
- Antonio GOMIS GK 31
- Jose Maria GIMENEZ DF 2
- Cesar AZPILICUETA DF 3
- 62' Conor GALLAGHER MF 4
- 48' 45' KOKE MF 6
- 70' Alexander SORLOTH FW 9
- 63' 62' Angel CORREA FW 10
- Thomas LEMAR MF 11
- Nahuel MOLINA DF 16
- Rodrigo RIQUELME MF 17
- Carlos MARTIN FW 18
- Axel WITSEL MF 20
- 64' 62' REINILDO MANDAVA DF 23
- Ilias KOSTIS DF 27

Match Summary - Key Statistics



Paris Saint-Germain



Atlético de Madrid



Possession

Total	<div><div></div><div>69.5%</div><div>5%</div><div>25.5%</div></div>	Total
4	Goals	0
15 (10)	Attempts at Goal (On Target)	5 (1)
832 (792)	Total Passes (Complete)	287 (240)
95 %	Pass Completion %	84 %
155	Completed Line Breaks	73
14	Defensive Line Breaks	11
214	Receptions in the Final Third	51
12	Crosses	8
35	Ball Progressions	15
168 (34)	Defensive Pressures Applied (Direct Pressures)	349 (64)
39	Forced Turnovers	31
58	Second Balls	40
106.2 km	Total Distance Covered	109.4 km
5.8 km	Zone 4 – Low Speed Sprinting: 20-25 km/h	6.8 km



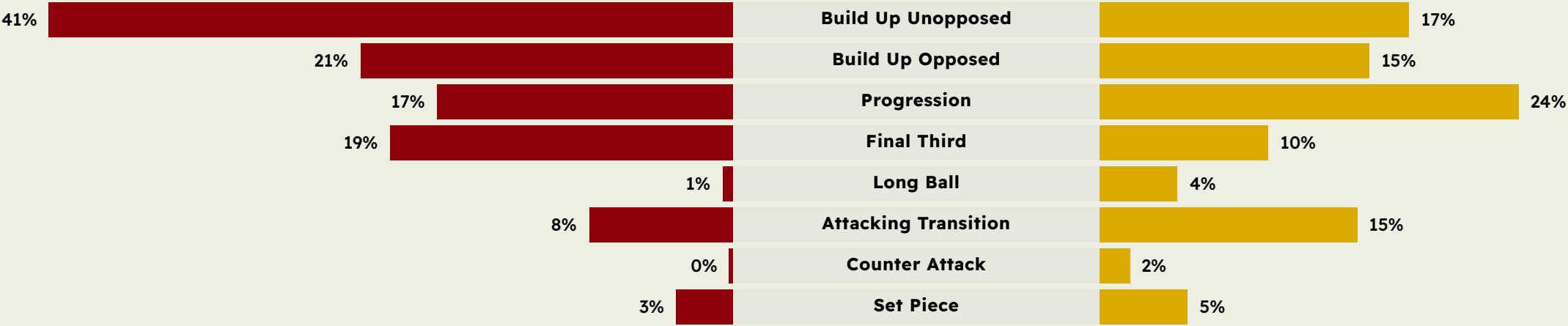
Paris Saint-Germain

Phases of Play

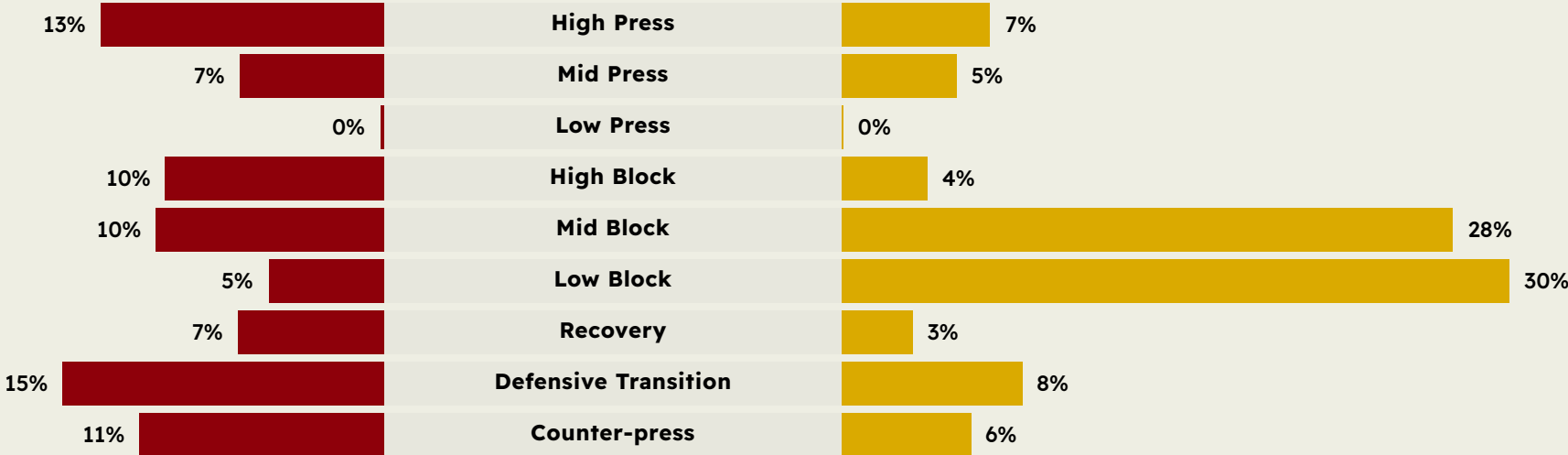
Atlético de Madrid



IN POSSESSION



OUT OF POSSESSION



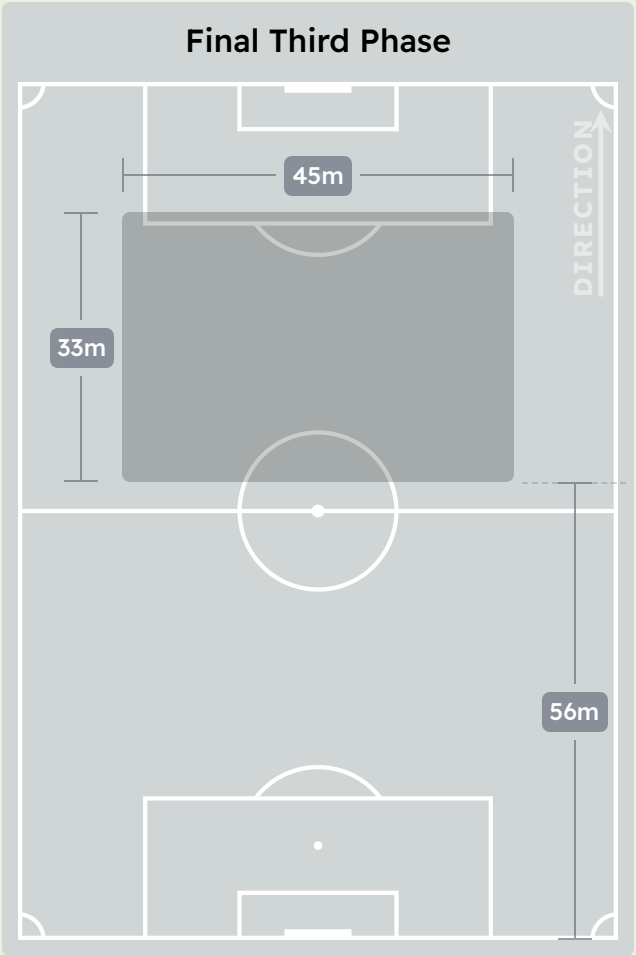
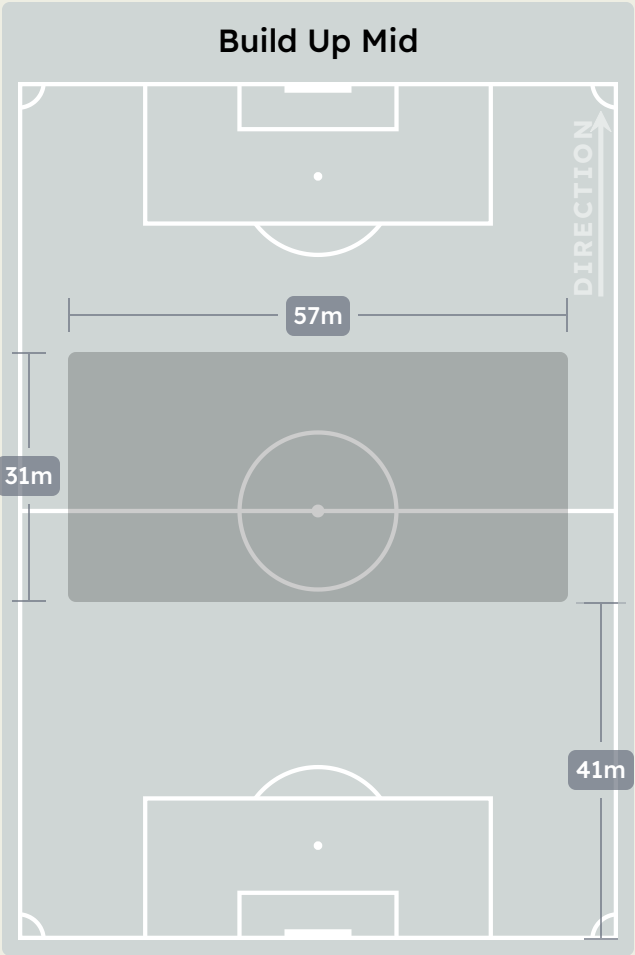
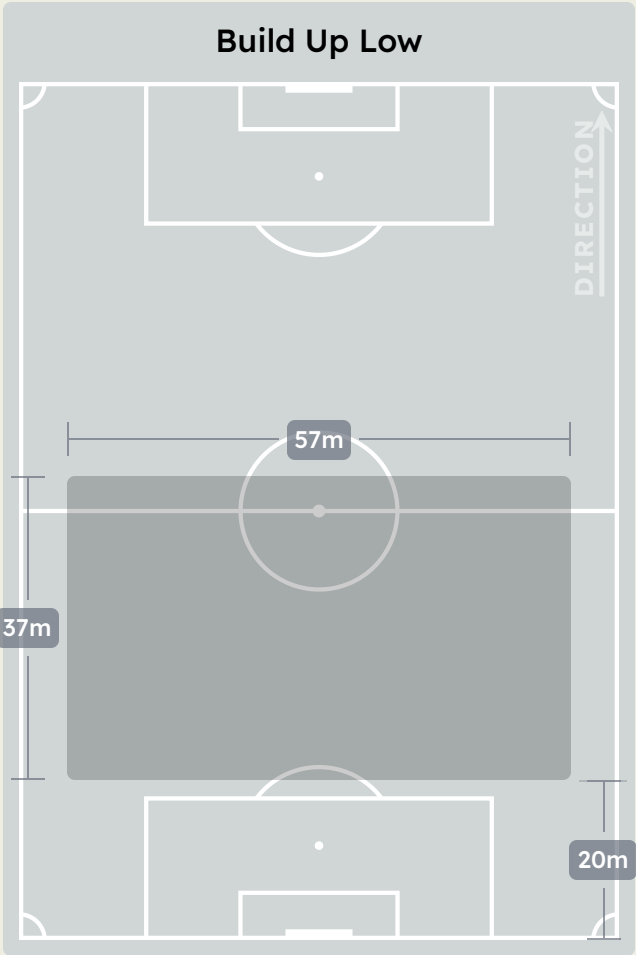


IN POSSESSION

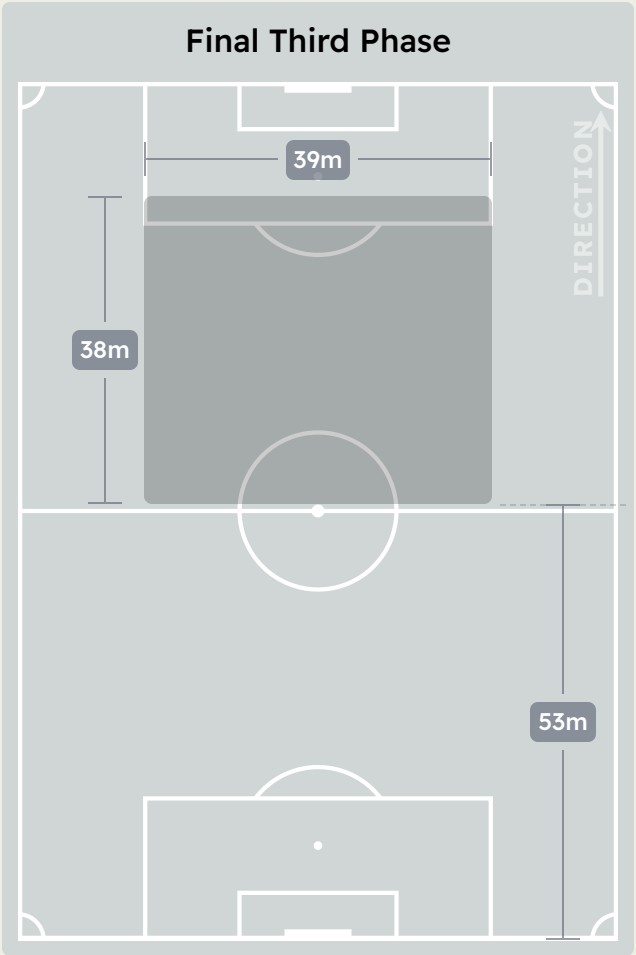
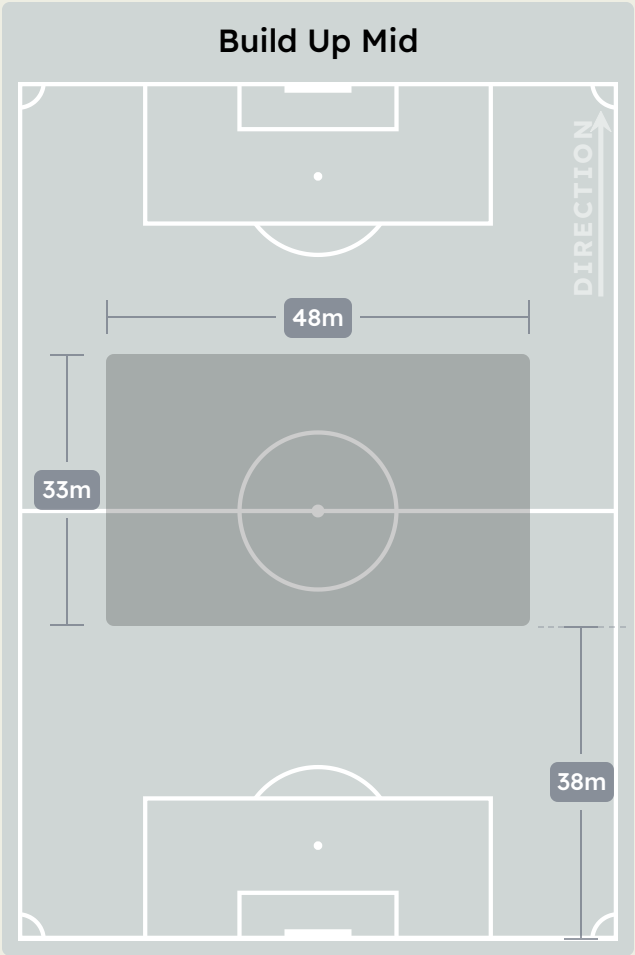
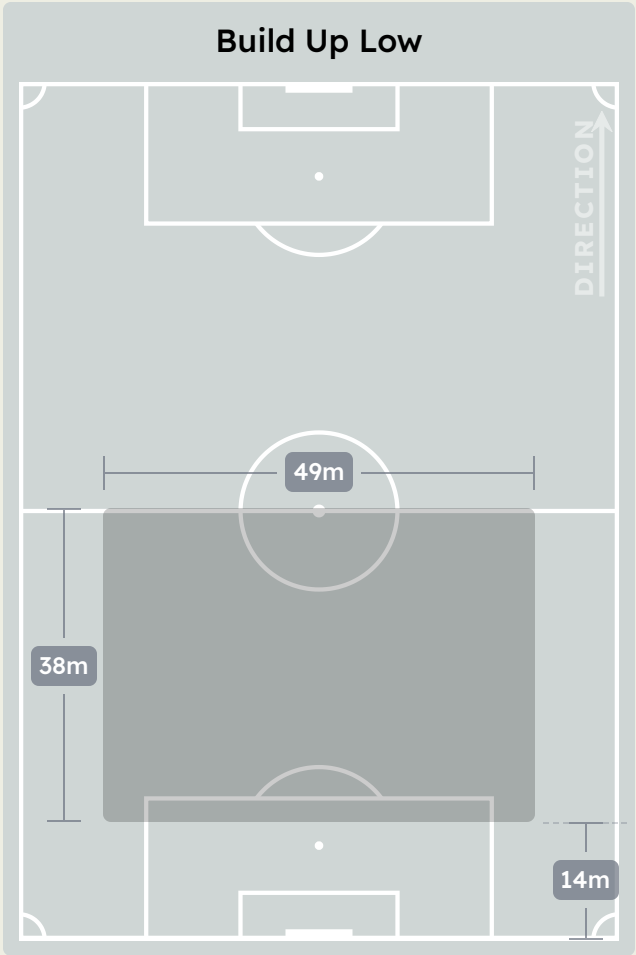


Paris Saint-Germain v Atlético de Madrid

In Possession Line Height & Team Length



In Possession Line Height & Team Length



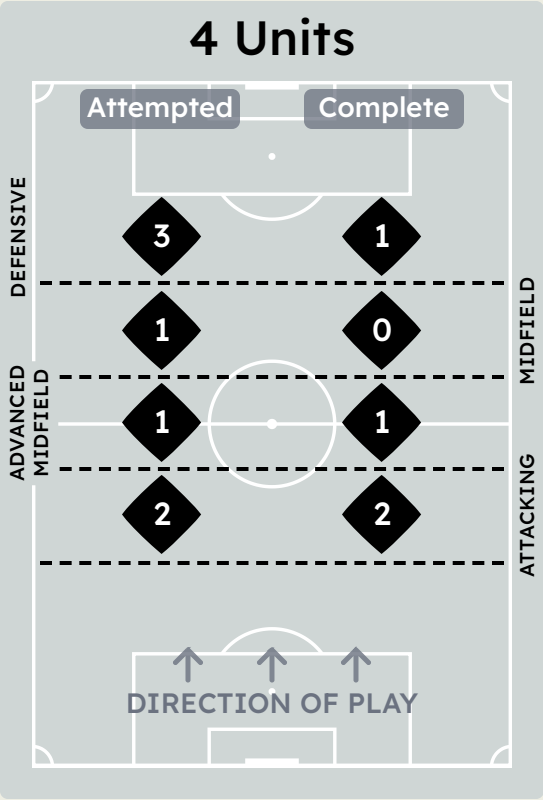
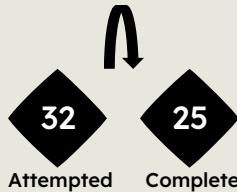
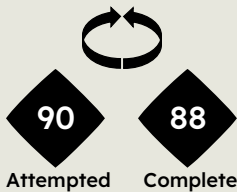
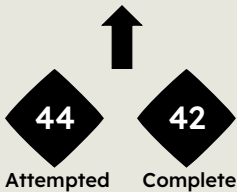
Line Breaks



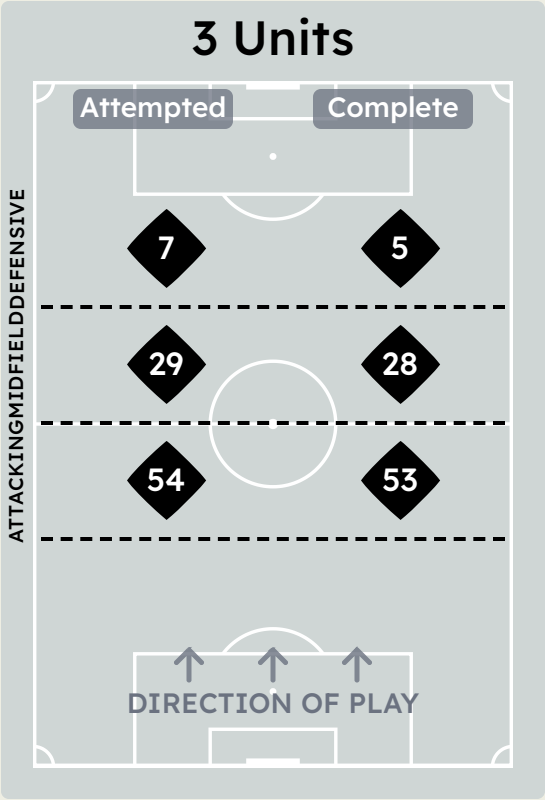
Paris Saint-Germain

Attempted Line Breaks

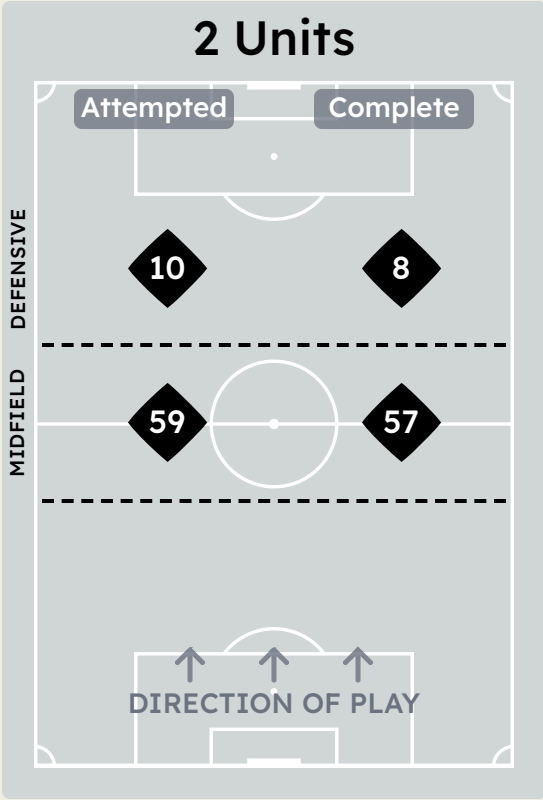
166



Attempted Line Breaks	7
Inside Shape	3
Outside Shape	4



Attempted Line Breaks	90
Inside Shape	34
Outside Shape	56



Attempted Line Breaks	69
Inside Shape	33
Outside Shape	36

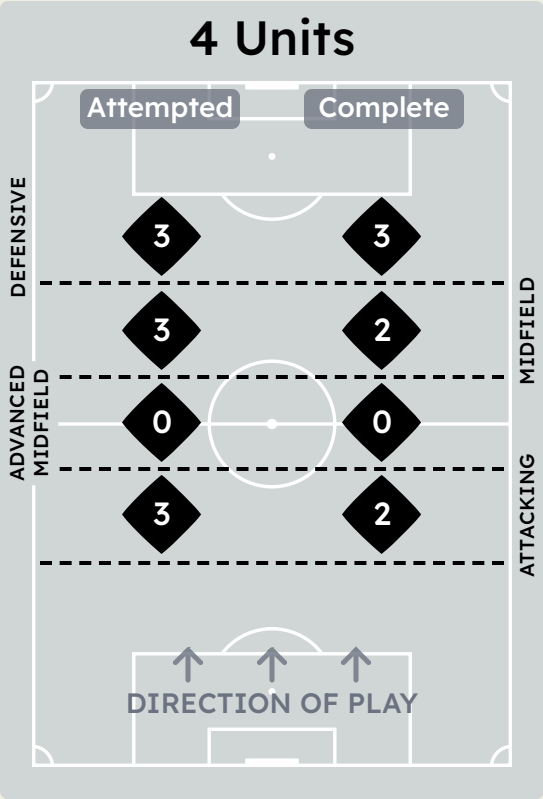
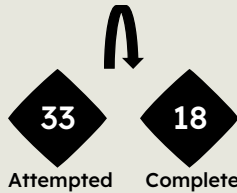
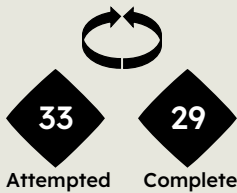
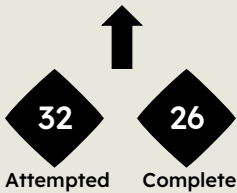
Line Breaks



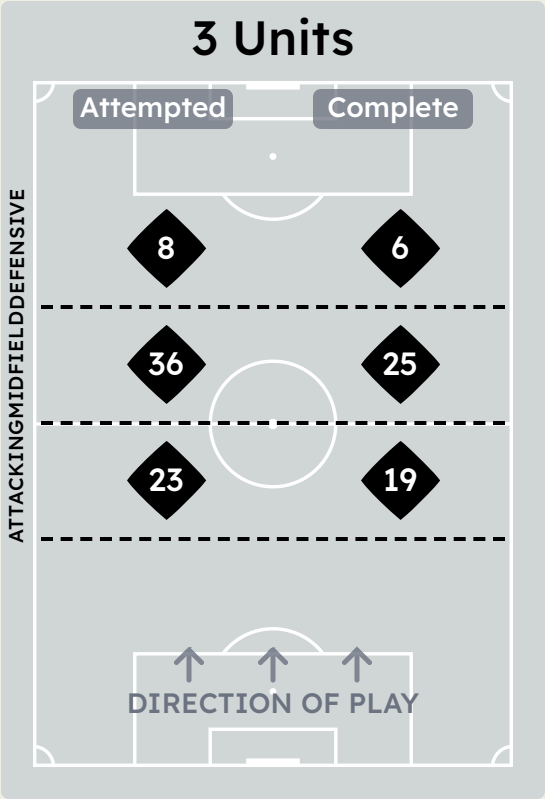
Atlético de Madrid

Attempted Line Breaks

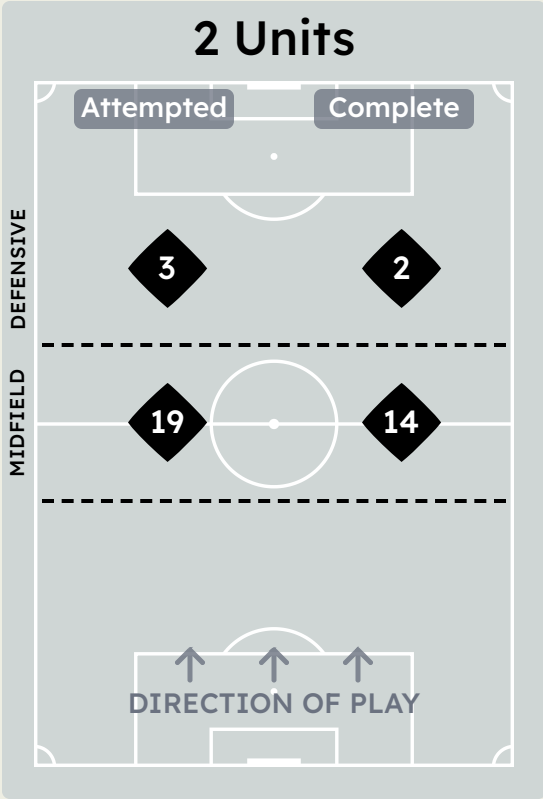
98



Attempted Line Breaks	9
Inside Shape	3
Outside Shape	6



Attempted Line Breaks	67
Inside Shape	32
Outside Shape	35



Attempted Line Breaks	22
Inside Shape	14
Outside Shape	8

Line Breaks



					4 Units				3 Units			2 Units		Direction			Distribution Type		
#	Player	Line Breaks Attempted	Line Breaks Completed	Line Break Completion %	Attacking Line	Attacking Midfield Line	Midfield Line	Defensive Line	Attacking Line	Midfield Line	Defensive Line	Midfield Line	Defensive Line	Through	Around	Over	Pass	Cross	Ball Progression
1	Gianluigi DONNARUMMA	3	2	67%	0	0	1	0	2	0	0	0	0	0	1	2	3	0	0
2	Achraf HAKIMI	18	17	94%	0	0	0	0	6	3	3	6	0	5	12	1	16	0	2
5	MARQUINHOS	20	20	100%	1	0	0	0	14	1	0	4	0	4	14	2	18	0	2
7	Khvicha KVARATSKHELIA	5	4	80%	0	0	0	0	0	2	0	2	1	1	4	0	5	0	0
8	Fabian RUIZ	16	16	100%	0	0	0	0	5	6	0	5	0	2	8	6	16	0	0
9	GONCALO RAMOS	2	0	0%	0	0	0	1	1	0	0	0	0	0	0	2	2	0	0
14	Desire DOUE	9	8	89%	0	0	0	0	0	1	1	4	3	2	5	2	7	0	2
17	VITINHA	29	28	97%	0	0	0	1	8	3	1	16	0	5	16	8	27	1	1
25	NUNO MENDES	18	17	94%	0	1	0	0	9	3	1	4	0	6	9	3	18	0	0
51	Willian PACHO	9	9	100%	1	0	0	0	4	1	0	3	0	4	4	1	8	0	1
87	JOAO NEVES	16	15	94%	0	0	0	0	3	5	0	7	1	4	11	1	16	0	0
19	LEE Kangin	6	4	67%	0	0	0	1	0	2	1	2	0	2	2	2	6	0	0
21	Lucas HERNANDEZ	2	2	100%	0	0	0	0	1	0	0	1	0	1	1	0	2	0	0
24	Senny MAYULU	2	2	100%	0	0	0	0	0	0	0	1	1	2	0	0	2	0	0
33	Warren ZAIRE-EMERY	7	7	100%	0	0	0	0	0	2	0	3	2	5	1	1	7	0	0
49	Ibrahim MBAYE	4	4	100%	0	0	0	0	1	0	0	1	2	1	2	1	2	0	2

Line Breaks



					4 Units				3 Units			2 Units		Direction			Distribution Type		
#	Player	Line Breaks Attempted	Line Breaks Completed	Line Break Completion %	Attacking Line	Attacking Midfield Line	Midfield Line	Defensive Line	Attacking Line	Midfield Line	Defensive Line	Midfield Line	Defensive Line	Through	Around	Over	Pass	Cross	Ball Progression
13	Jan OBLAK	16	9	56%	0	0	1	0	4	8	1	2	0	2	0	14	16	0	0
5	Rodrigo DE PAUL	6	5	83%	0	0	0	0	2	0	1	3	0	5	1	0	6	0	0
7	Antoine GRIEZMANN	10	9	90%	0	0	0	1	0	6	1	2	0	3	2	5	10	0	0
8	Pablo BARRIOS	9	7	78%	0	0	0	0	1	5	0	3	0	4	4	1	8	0	1
12	SAMUEL LINO	2	1	50%	0	0	1	0	0	1	0	0	0	1	0	1	2	0	0
14	Marcos LLORENTE	13	11	85%	0	0	1	1	7	3	0	1	0	0	11	2	12	0	1
15	Clement LENGLET	10	8	80%	2	0	0	0	4	3	0	1	0	4	1	5	9	0	1
19	Julian ALVAREZ	6	4	67%	0	0	0	1	0	1	1	1	2	4	1	1	6	0	0
21	Javi GALAN	5	5	100%	0	0	0	0	3	1	0	1	0	1	3	1	5	0	0
22	Giuliano SIMEONE	6	5	83%	0	0	0	0	0	2	2	1	1	3	3	0	5	0	1
24	Robin LE NORMAND	6	3	50%	0	0	0	0	2	1	0	3	0	1	3	2	6	0	0
4	Conor GALLAGHER	0	0	0%	0	0	0	0	0	0	0	0	0	0	0	0	0	0	0
6	KOKE	4	3	75%	0	0	0	0	0	2	1	1	0	2	1	1	4	0	0
9	Alexander SORLOTH	0	0	0%	0	0	0	0	0	0	0	0	0	0	0	0	0	0	0
10	Angel CORREA	4	2	50%	0	0	0	0	0	3	1	0	0	2	2	0	3	0	1
23	REINILDO MANDAVA	1	1	100%	1	0	0	0	0	0	0	0	0	0	1	0	1	0	0

Passing Networks



#	Passes From ↓ to →	Gianluigi DONNARUMMA	Achraf HAKIMI	MARQUINHOS	Khvicha KVARATSKHELIA	Fabian RUIZ	GONCALO RAMOS	Desire DOUE	VITINHA	NUNO MENDES	Willian PACHO	JOAO NEVES	LEE Kangin	Lucas HERNANDEZ	Senny MAYULU	Warren ZAIRE- EMERY	Ibrahim MBAYE
1	Gianluigi DONNARUMMA		1	5	0	3	1	0	2	2	8	1	0	0	1	0	0
2	Achraf HAKIMI	0		13	2	11	1	9	9	0	1	15	15	0	4	2	2
5	MARQUINHOS	3	18		1	7	0	3	11	2	21	14	3	1	1	0	0
7	Khvicha KVARATSKHELIA	0	3	2		12	3	1	4	10	2	2	0	0	0	0	0
8	Fabian RUIZ	1	9	5	14		4	2	15	12	7	5	0	0	0	0	0
9	GONCALO RAMOS	0	1	0	2	1		1	4	0	2	0	0	0	0	0	0
14	Desire DOUE	0	9	2	1	4	2		5	0	1	4	0	0	1	0	0
17	VITINHA	2	12	11	9	12	3	8		7	12	21	3	3	3	2	3
25	NUNO MENDES	3	1	4	10	9	1	4	8		11	6	0	0	0	0	0
51	Willian PACHO	4	3	23	2	10	0	2	16	13		4	0	4	0	1	0
87	JOAO NEVES	1	15	11	5	3	1	9	16	5	9		4	2	5	5	4
19	LEE Kangin	0	12	0	0	0	0	0	5	0	2	4		0	0	1	0
21	Lucas HERNANDEZ	1	0	0	0	0	0	0	4	0	5	1	0		0	2	2
24	Senny MAYULU	0	4	3	0	0	0	0	1	0	1	3	0	1		1	3
33	Warren ZAIRE-EMERY	0	4	0	0	0	0	1	4	0	0	6	2	2	2		1
49	Ibrahim MBAYE	0	1	0	0	0	0	0	2	0	0	1	0	1	2	3	

Top 5 Player to Player Passers		
Player	Passed To	% of Total Team Passes
Willian PACHO	MARQUINHOS	3%
MARQUINHOS	Willian PACHO	2.7%
VITINHA	JOAO NEVES	2.7%
MARQUINHOS	Achraf HAKIMI	2.3%
Willian PACHO	VITINHA	2.1%

Passing Networks

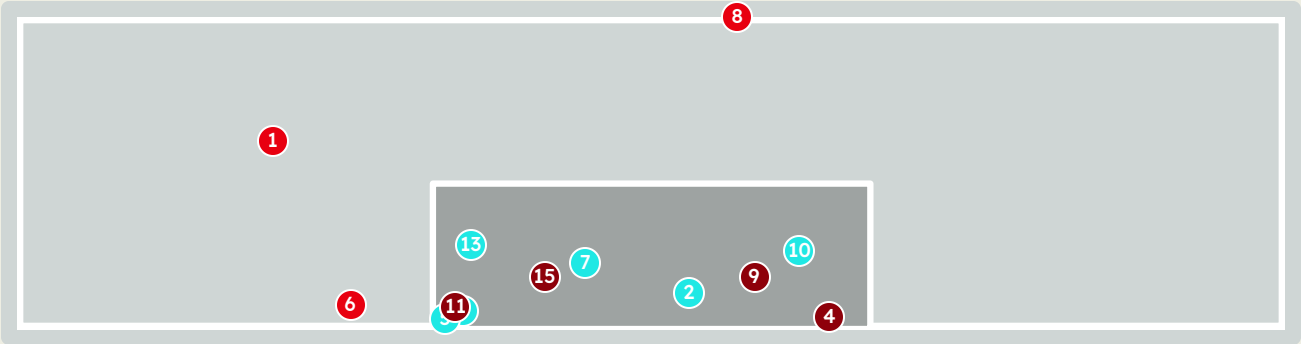
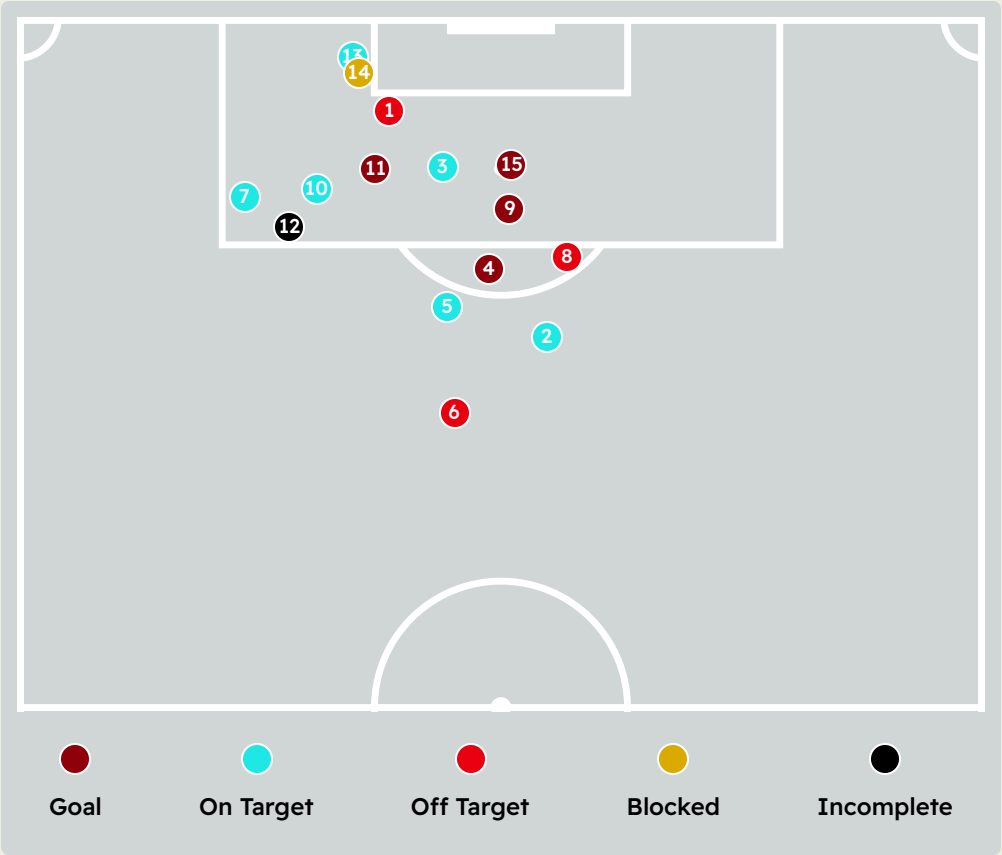


#	Passes From ↓ to →	Jan OBLAK	Rodrigo DE PAUL	Antoine GRIEZMANN	Pablo BARRIOS	SAMUEL LINO	Marcos LLORENTE	Clement LENGLET	Julian ALVAREZ	Javi GALAN	Giuliano SIMEONE	Robin LE NORMAND	Conor GALLAGHER	KOKE	Alexander SORLOTH	Angel CORREA	REINILDO MANDAVA
13	Jan OBLAK		0	0	0	1	3	4	1	2	1	3	0	1	1	0	0
5	Rodrigo DE PAUL	0		3	4	1	4	1	1	1	3	2	0	1	0	0	0
7	Antoine GRIEZMANN	0	5		2	1	3	0	3	0	1	0	0	0	1	3	1
8	Pablo BARRIOS	0	3	2		3	0	1	2	4	1	2	0	1	0	0	0
12	SAMUEL LINO	0	1	3	2		0	0	0	3	1	0	0	0	0	0	0
14	Marcos LLORENTE	3	1	0	1	0		0	1	1	7	3	0	3	1	0	0
15	Clement LENGLET	5	1	1	1	2	1		3	1	0	6	1	2	1	1	2
19	Julian ALVAREZ	0	4	2	2	2	1	1		1	2	1	0	0	0	1	0
21	Javi GALAN	1	0	0	4	1	1	2	1		0	1	0	0	0	0	0
22	Giuliano SIMEONE	0	2	1	1	0	4	0	1	1		0	0	1	0	0	0
24	Robin LE NORMAND	3	1	1	0	0	5	4	1	1	1		0	1	0	0	0
4	Conor GALLAGHER	0	0	0	0	0	1	1	0	0	0	1		1	0	0	1
6	KOKE	1	2	2	1	0	1	2	2	0	0	1	1		0	0	2
9	Alexander SORLOTH	0	0	0	0	0	0	0	1	0	0	0	1	0		1	0
10	Angel CORREA	0	0	1	0	0	0	0	1	0	0	1	1	0	0		0
23	REINILDO MANDAVA	2	0	0	0	0	1	3	0	0	0	0	2	0	0	0	

Top 5 Player to Player Passers		
Player	Passed To	% of Total Team Passes
Marcos LLORENTE	Giuliano SIMEONE	3.1%
Clement LENGLET	Robin LE NORMAND	2.6%
Antoine GRIEZMANN	Rodrigo DE PAUL	2.2%
Clement LENGLET	Jan OBLAK	2.2%

Robin LE NORMAND	Marcos LLORENTE	2.2%
------------------	-----------------	------

Attempts at Goal




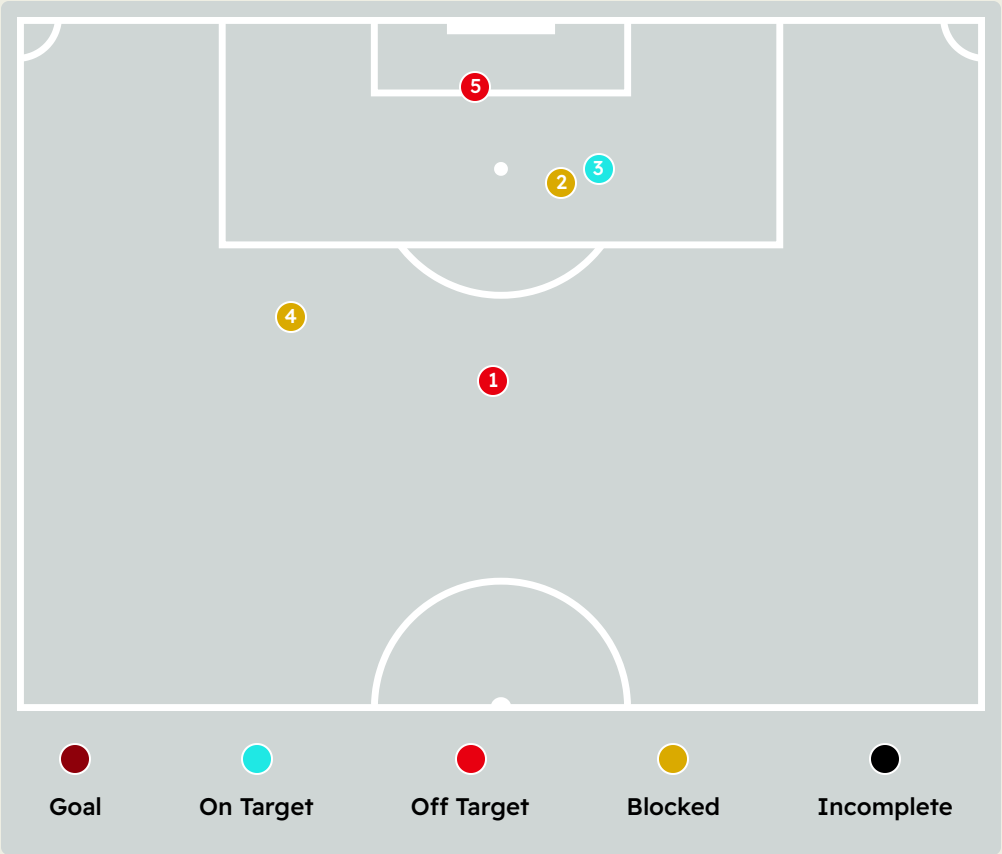
Key	Outcome	Shots
●	Goals	4
●	On Target	6
●	Off Target	3
●	Blocked	1
●	Incomplete	1

Attempts at Goal



Time	Player	Outcome	Body Part	Delivery Type
4	7 Khvicha KVARATSKHELIA	Off Target	Head	Cross
16	9 GONCALO RAMOS	On Target - Saved	Right Foot	Pass
16	7 Khvicha KVARATSKHELIA	On Target - Saved	Left Foot	Loose Ball
18	8 Fabian RUIZ	On Target - Goal	Left Foot	Pass
22	14 Desire DOUE	On Target - Saved	Right Foot	Pass
25	17 VITINHA	Off Target	Right Foot	Loose Ball
37	9 GONCALO RAMOS	On Target - Saved	Right Foot	Pass
44	9 GONCALO RAMOS	Off Target	Left Foot	Pass
45	17 VITINHA	On Target - Goal	Right Foot	Pass
48	7 Khvicha KVARATSKHELIA	On Target - Saved	Right Foot	Pass
86	24 Senny MAYULU	On Target - Goal	Right Foot	Loose Ball
89	49 Ibrahim MBAYE	Incomplete	Right Foot	Pass
92	49 Ibrahim MBAYE	On Target - Saved	Left Foot	Ball Progression
92	24 Senny MAYULU	Incomplete - Blocked	Left Foot	Other
96	19 LEE Kangin	On Target - Goal	Left Foot	Penalty

Attempts at Goal



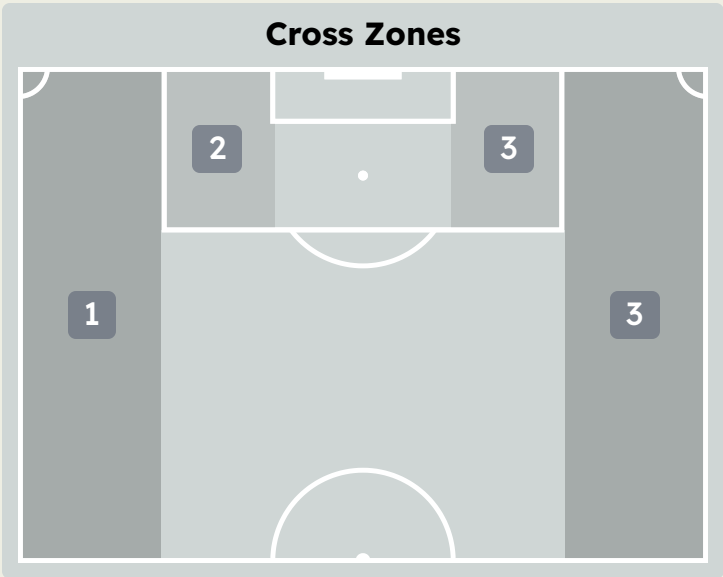
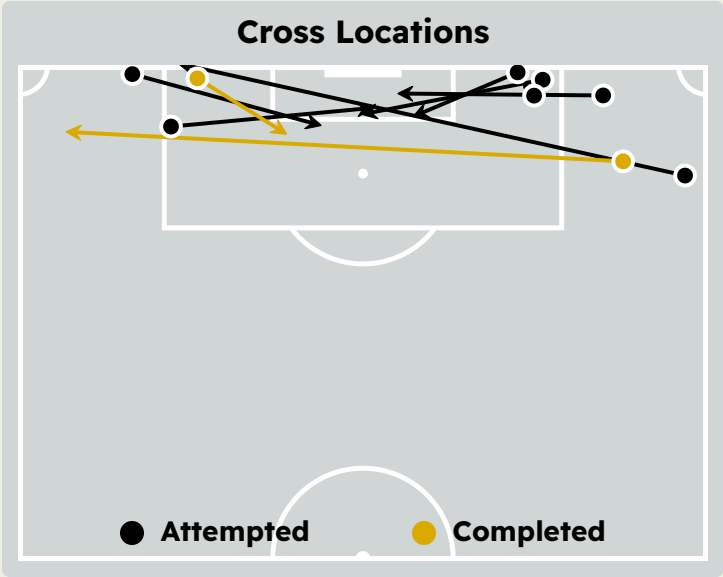
Key	Outcome	Shots
●	Goals	0
●	On Target	1
●	Off Target	2
●	Blocked	2
●	Incomplete	0

Attempts at Goal

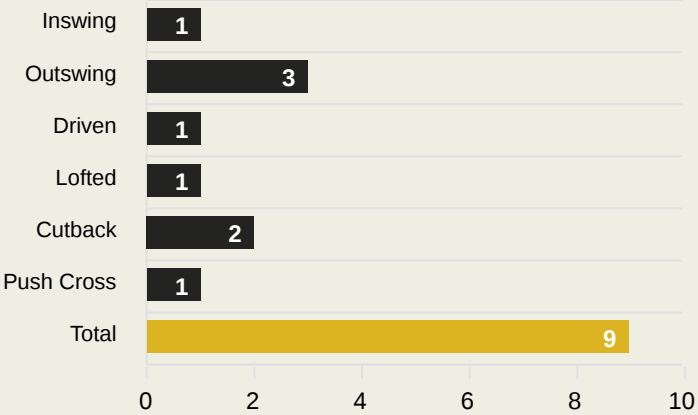


Time	Player	Outcome	Body Part	Delivery Type
2	19 Julian ALVAREZ	Off Target	Right Foot	Freekick
45	5 Rodrigo DE PAUL	Incomplete - Blocked	Right Foot	Pass
45	7 Antoine GRIEZMANN	On Target - Saved	Left Foot	Loose Ball
52	5 Rodrigo DE PAUL	Incomplete - Blocked	Right Foot	Pass
81	9 Alexander SORLOTH	Off Target	Left Foot	Cross

Crosses (Open Play)



Delivery Type



Attempted

9

Completed

3

Most Crosses Attempted

4

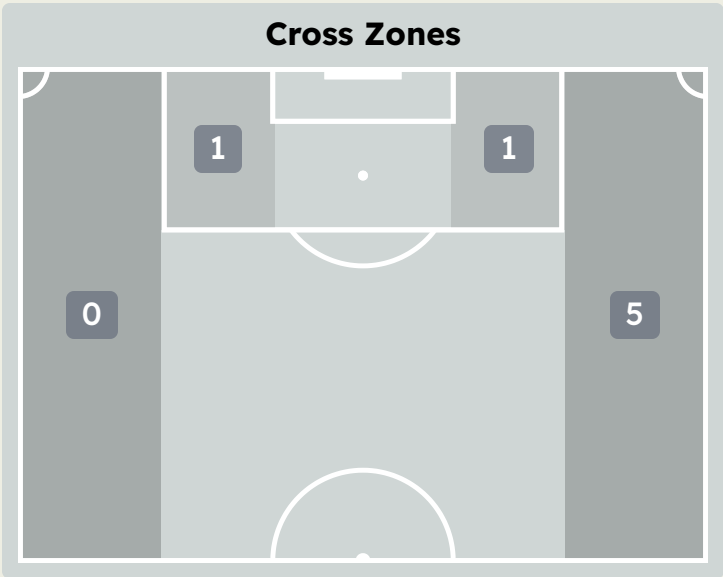
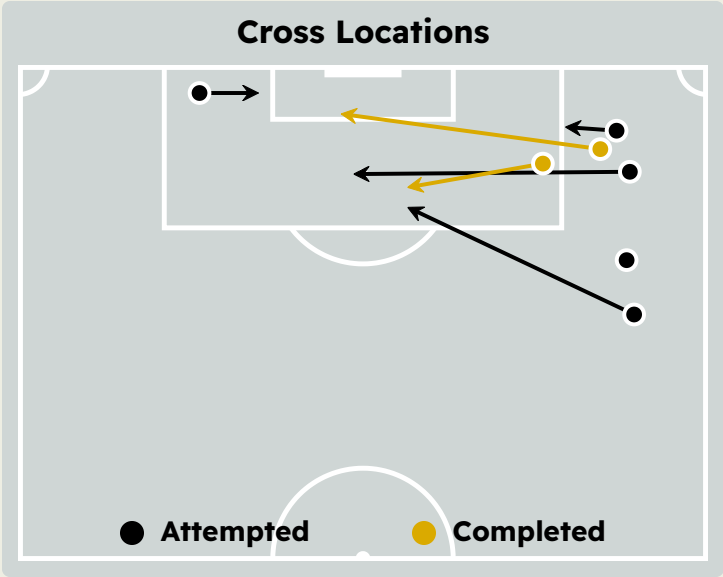
Desire DOUE
RIGHT WINGER

Paris Saint-Germain

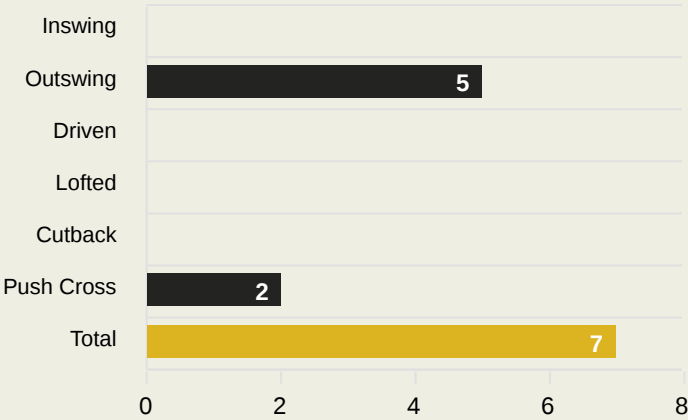


#	Player	Inswing	Outswing	Driven	Lofted	Cutback	Push Cross	Total Attempted
1	Gianluigi DONNARUMMA	0	0	0	0	0	0	0
2	Achraf HAKIMI	0	1	1	0	0	0	2
5	MARQUINHOS	0	0	0	0	0	0	0
7	Khvicha KVARATSKHELIA	0	0	0	0	0	0	0
8	Fabian RUIZ	0	0	0	0	0	0	0
9	GONCALO RAMOS	0	0	0	0	0	0	0
14	Desire DOUE	0	2	0	1	1	0	4
17	VITINHA	0	0	0	0	0	0	0
25	NUNO MENDES	1	0	0	0	1	0	2
51	Willian PACHO	0	0	0	0	0	0	0
87	JOAO NEVES	0	0	0	0	0	0	0
19	LEE Kangin	0	0	0	0	0	0	0
21	Lucas HERNANDEZ	0	0	0	0	0	0	0
24	Senny MAYULU	0	0	0	0	0	0	0
33	Warren ZAIRE-EMERY	0	0	0	0	0	0	0
49	Ibrahim MBAYE	0	0	0	0	0	1	1

Crosses (Open Play)



Delivery Type



Attempted

7

Completed

2

Most Crosses Attempted

4

Marcos LLORENTE
RIGHT BACK



#	Player	Inswing	Outswing	Driven	Lofted	Cutback	Push Cross	Total Attempted
13	Jan OBLAK	0	0	0	0	0	0	0
5	Rodrigo DE PAUL	0	0	0	0	0	0	0
7	Antoine GRIEZMANN	0	0	0	0	0	0	0
8	Pablo BARRIOS	0	0	0	0	0	0	0
12	SAMUEL LINO	0	0	0	0	0	0	0
14	Marcos LLORENTE	0	3	0	0	0	1	4
15	Clement LENGLET	0	0	0	0	0	0	0
19	Julian ALVAREZ	0	0	0	0	0	0	0
21	Javi GALAN	0	0	0	0	0	1	1
22	Giuliano SIMEONE	0	1	0	0	0	0	1
24	Robin LE NORMAND	0	0	0	0	0	0	0
4	Conor GALLAGHER	0	1	0	0	0	0	1
6	KOKE	0	0	0	0	0	0	0
9	Alexander SORLOTH	0	0	0	0	0	0	0
10	Angel CORREA	0	0	0	0	0	0	0
23	REINILDO MANDAVA	0	0	0	0	0	0	0

Offering to Receive

543

Total Offers Made

257

Total Offers Received

Most Offers

72

VITINHA

DEFENSIVE MIDFIELD CENTRE

179

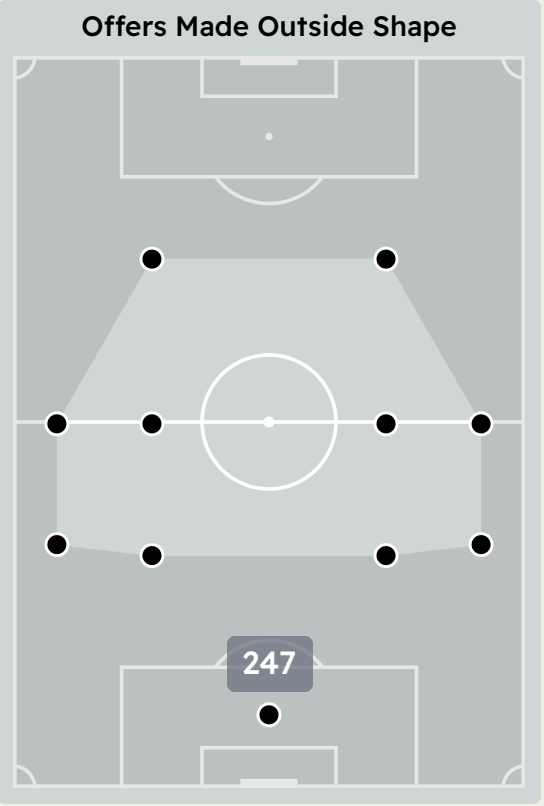
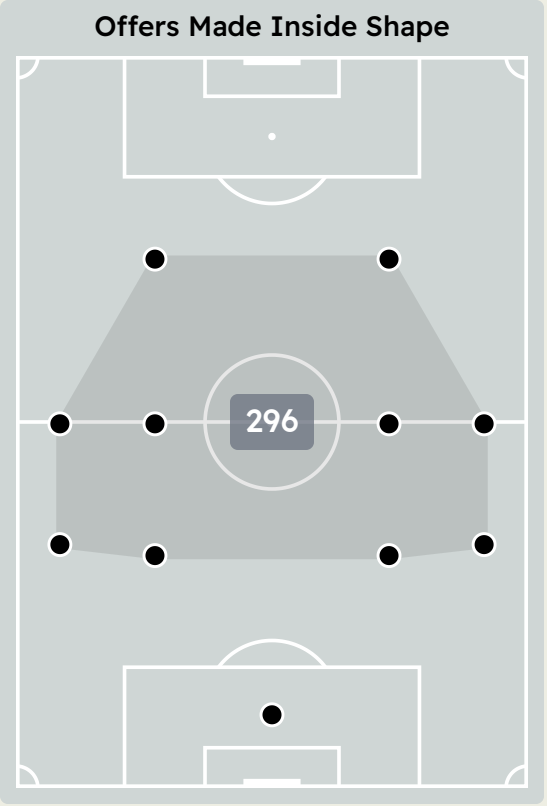
Offers Made in Final Third

250

Offers Made in Middle Third

114

Offers Made in Defensive Third



Paris Saint-Germain

#	Player	Offers Made	Offers Received	% Made & Received
1	Gianluigi DONNARUMMA	9	4	44.4%
2	Achraf HAKIMI	71	32	45.1%
5	MARQUINHOS	15	8	53.3%
7	Khvicha KVARATSKHELIA	40	25	62.5%
8	Fabian RUIZ	69	38	55.1%
9	GONCALO RAMOS	30	5	16.7%
14	Desire DOUE	46	18	39.1%
17	VITINHA	72	32	44.4%
25	NUNO MENDES	21	8	38.1%
51	Willian PACHO	36	25	69.4%
87	JOAO NEVES	68	32	47.1%
19	LEE Kangin	10	8	80%
21	Lucas HERNANDEZ	4	1	25%
24	Senny MAYULU	17	8	47.1%
33	Warren ZAIRE-EMERY	30	11	36.7%
49	Ibrahim MBAYE	5	2	40%

Offering to Receive

243

Total Offers Made

97

Total Offers Received

Most Offers

30

Pablo BARRIOS

LEFT CENTRE MIDFIELD

65

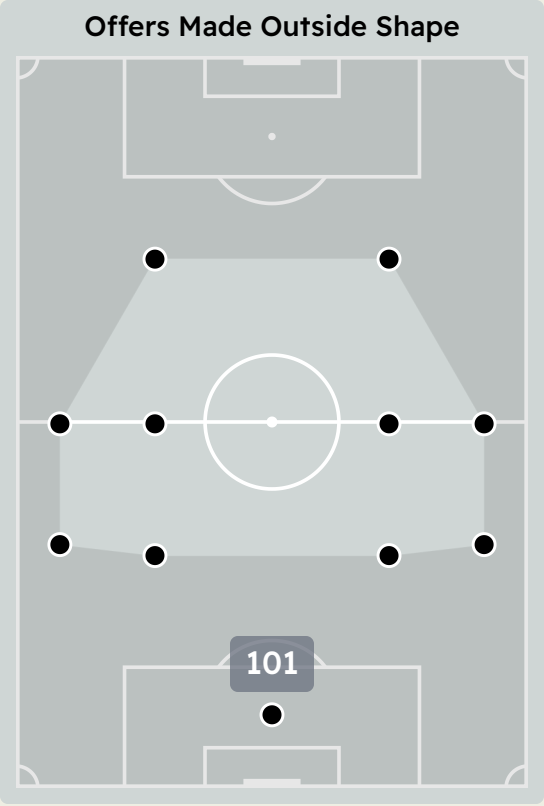
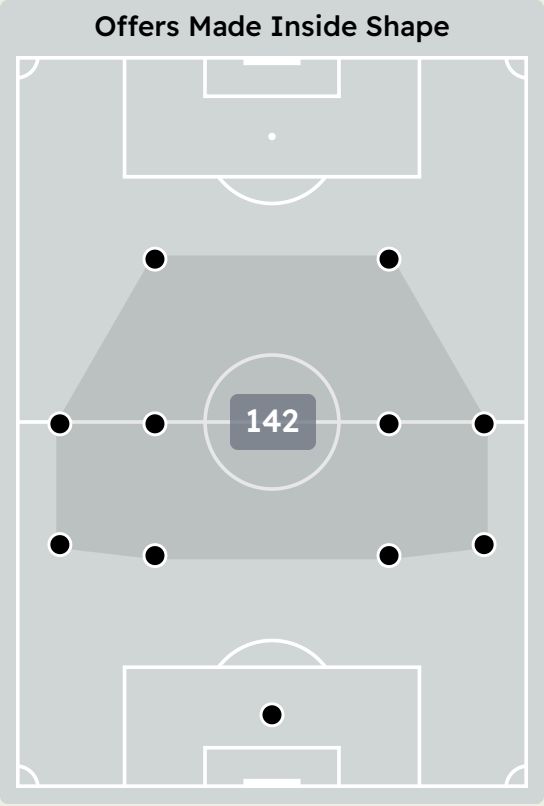
Offers Made in Final Third

107

Offers Made in Middle Third

71

Offers Made in Defensive Third



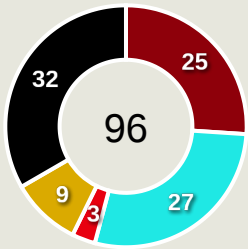
Atlético de Madrid

#	Player	Offers Made	Offers Received	% Made & Received
13	Jan OBLAK	6	3	50%
5	Rodrigo DE PAUL	23	9	39.1%
7	Antoine GRIEZMANN	23	8	34.8%
8	Pablo BARRIOS	30	8	26.7%
12	SAMUEL LINO	23	7	30.4%
14	Marcos LLORENTE	19	12	63.2%
15	Clement LENGLET	3	2	66.7%
19	Julian ALVAREZ	18	6	33.3%
21	Javi GALAN	15	9	60%
22	Giuliano SIMEONE	16	10	62.5%
24	Robin LE NORMAND	10	3	30%
4	Conor GALLAGHER	12	5	41.7%
6	KOKE	23	8	34.8%
9	Alexander SORLOTH	8	2	25%
10	Angel CORREA	9	3	33.3%
23	REINILDO MANDAVA	5	2	40%

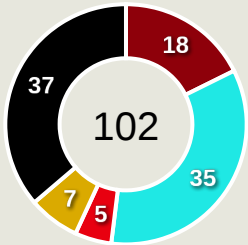
Movement to Receive

Movement Types by Phase

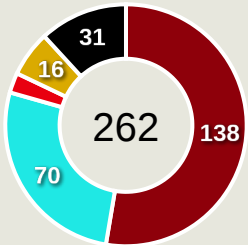
Final Third Phase



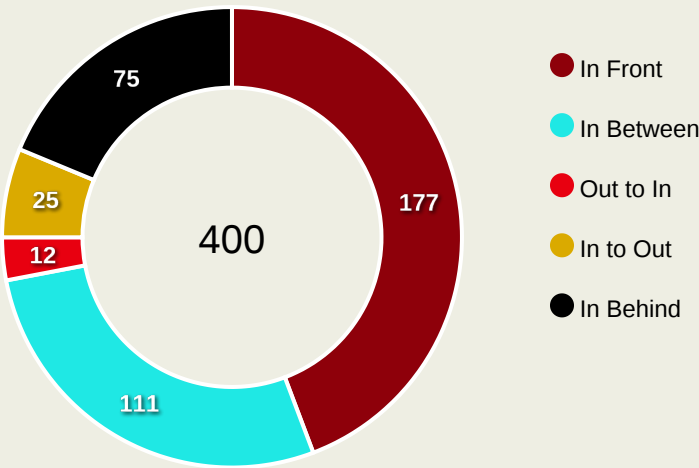
Progression Phase



Build Up Phase



All Movement Types

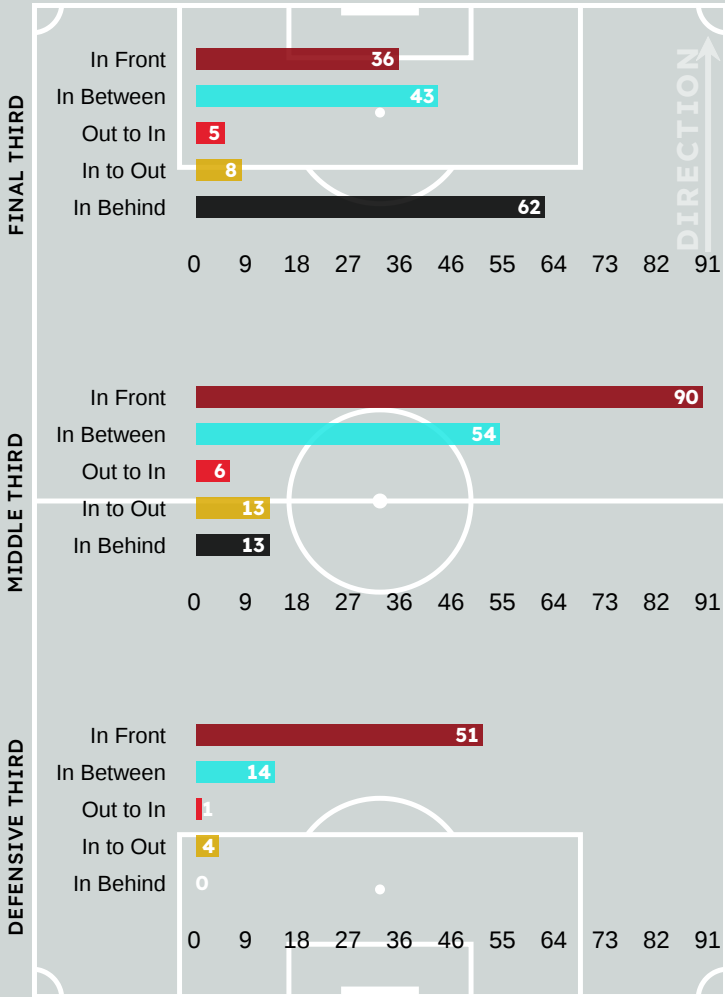


- In Front
- In Between
- Out to In
- In to Out
- In Behind

Top Ranked Players

Type	Player	Movements
In Front	87 JOAO NEVES	38
In Between	8 Fabian RUIZ	19
Out to In	25 NUNO MENDES	2
In to Out	17 VITINHA	5
In Behind	2 Achraf HAKIMI	16

Movement Types Pitch Third

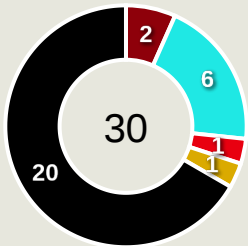


Movement to Receive

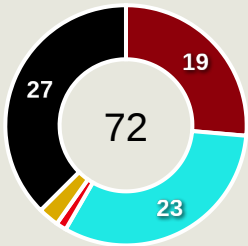


Movement Types by Phase

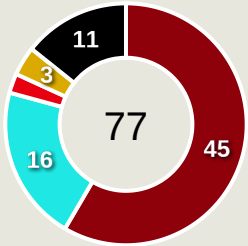
Final Third Phase



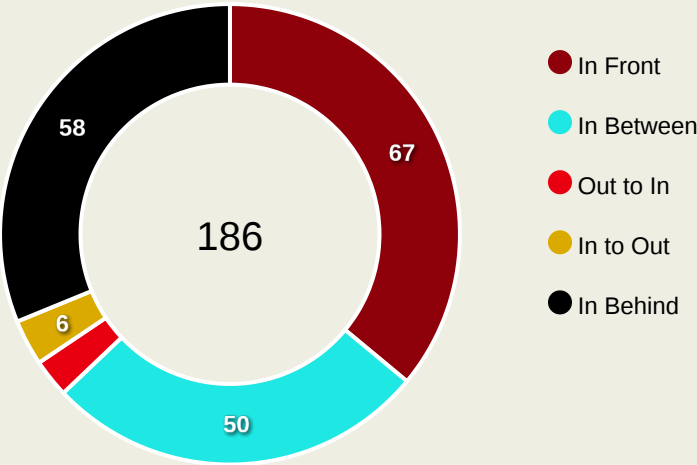
Progression Phase



Build Up Phase



All Movement Types

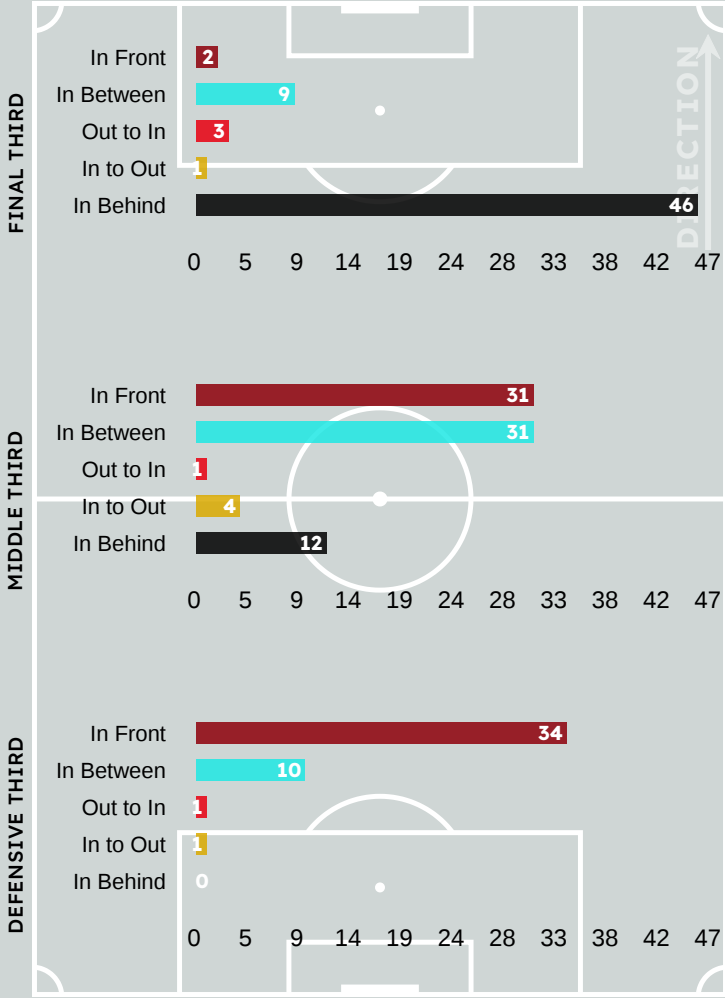


- In Front
- In Between
- Out to In
- In to Out
- In Behind

Top Ranked Players

Type	Player	Movements
In Front	6 KOKE	13
In Between	7 Antoine GRIEZMANN	11
Out to In	5 Rodrigo DE PAUL	1
In to Out	8 Pablo BARRIOS	5
In Behind	22Giuliano SIMEONE	10

Movement Types Pitch Third





OUT OF POSSESSION



Paris Saint-Germain v Atlético de Madrid

Defensive Actions

39

Forced Turnovers

32

Possession Regained

6

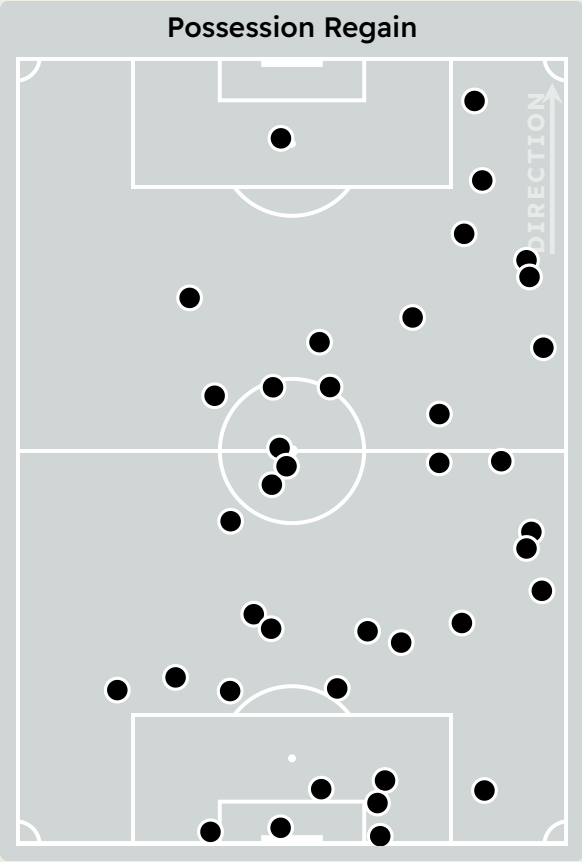
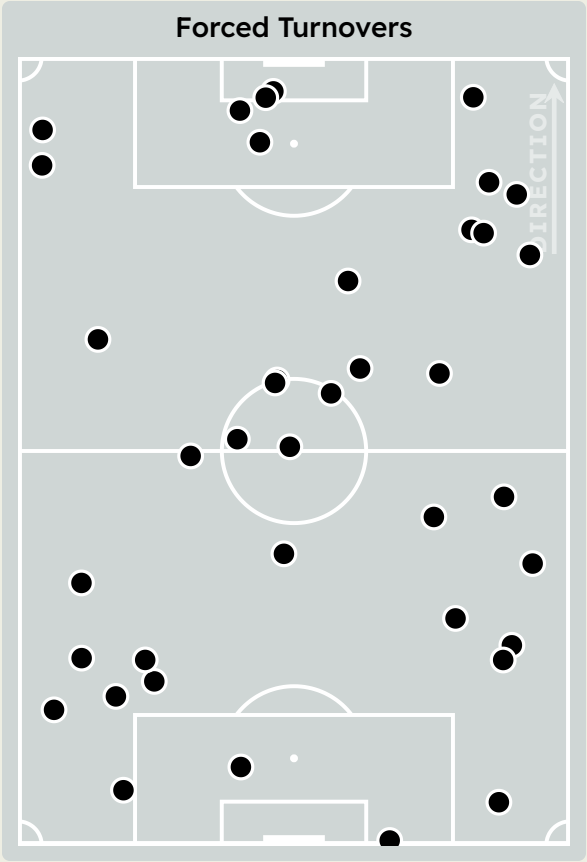
Interceptions

22

Tackles

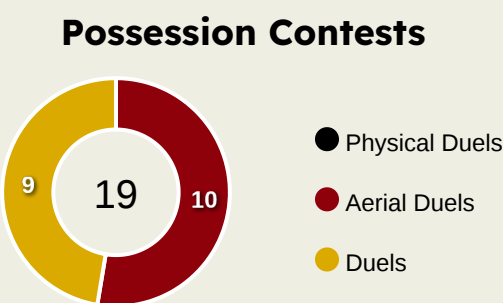
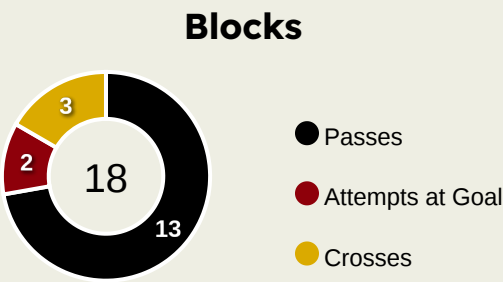
12.77

Possession Actions / Defensive Action



Paris Saint-Germain

#	Player	Total Possession Regains
1	Gianluigi DONNARUMMA	4
2	Achraf HAKIMI	3
5	MARQUINHOS	2
7	Khvicha KVARATSKHELIA	1
8	Fabian RUIZ	1
9	GONCALO RAMOS	0
14	Desire DOUE	2
17	VITINHA	2
25	NUNO MENDES	3
51	Willian PACHO	3
87	JOAO NEVES	7
19	LEE Kangin	1
21	Lucas HERNANDEZ	0
24	Senny MAYULU	1
33	Warren ZAIRE-EMERY	2
49	Ibrahim MBAYE	0



Most Possession Regains

7

JOAO NEVES

RIGHT CENTRE MIDFIELD

Defensive Actions

31

Forced Turnovers

37

Possession Regained

3

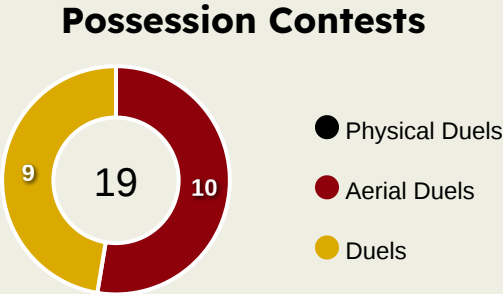
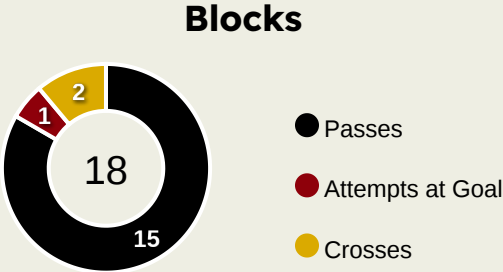
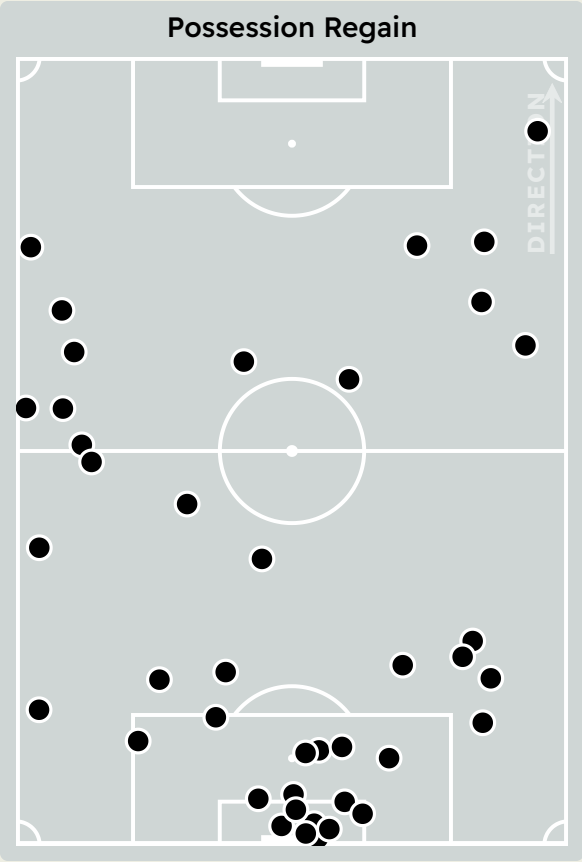
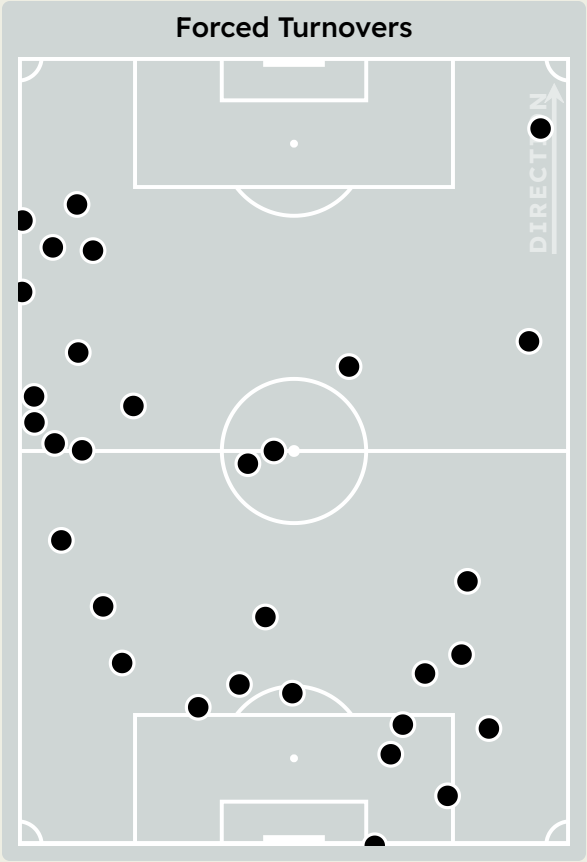
Interceptions

46

Tackles

2.8

Possession Actions / Defensive Action



Most Possession Regains

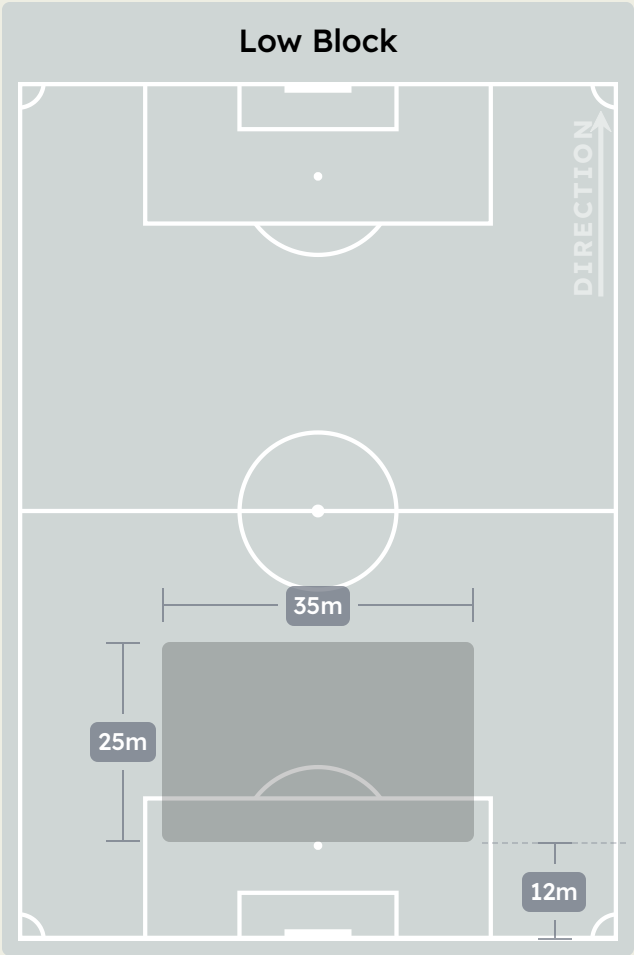
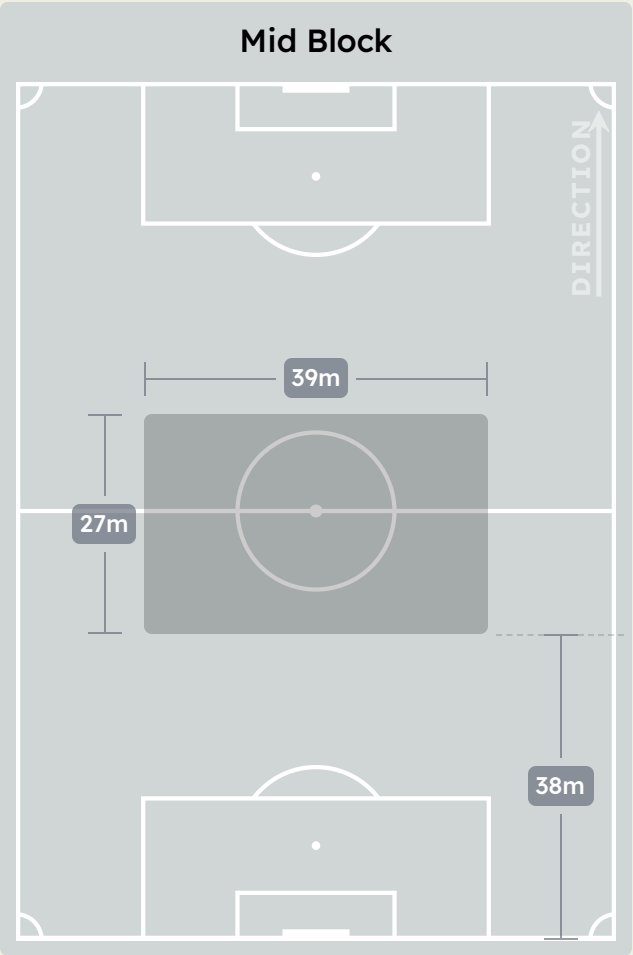
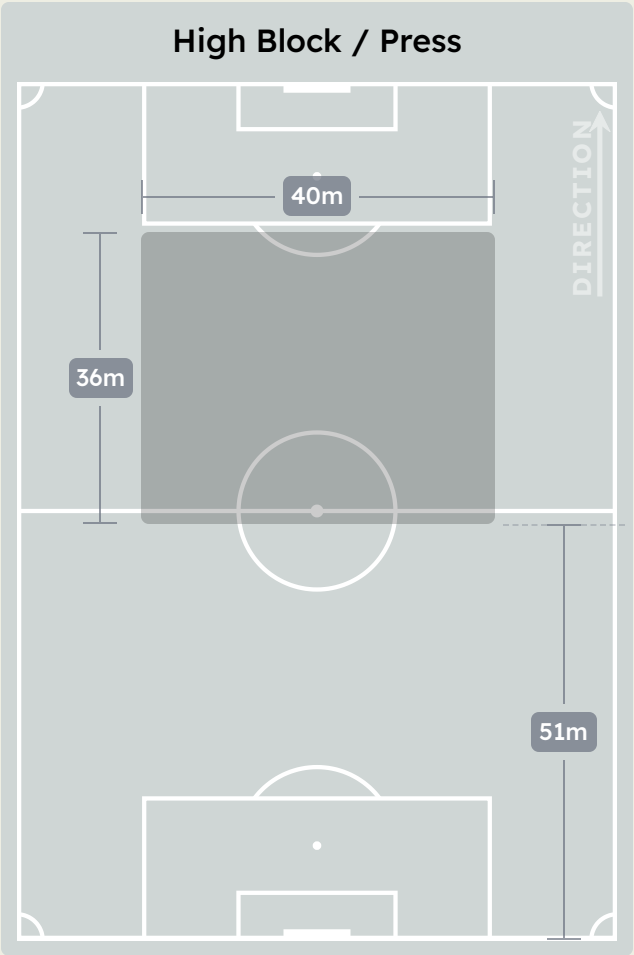
9

Jan OBLAK
GOALKEEPER

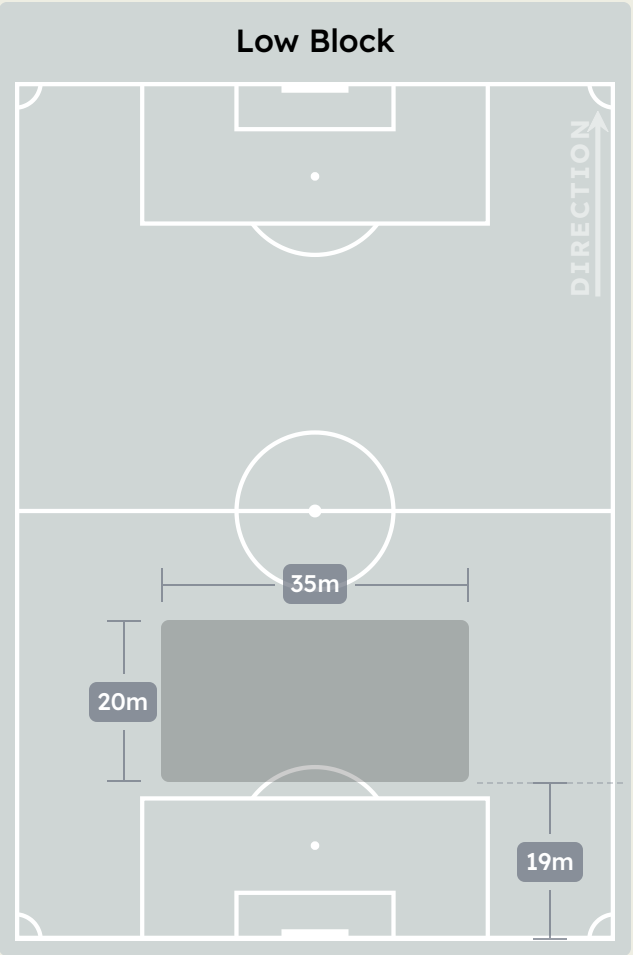
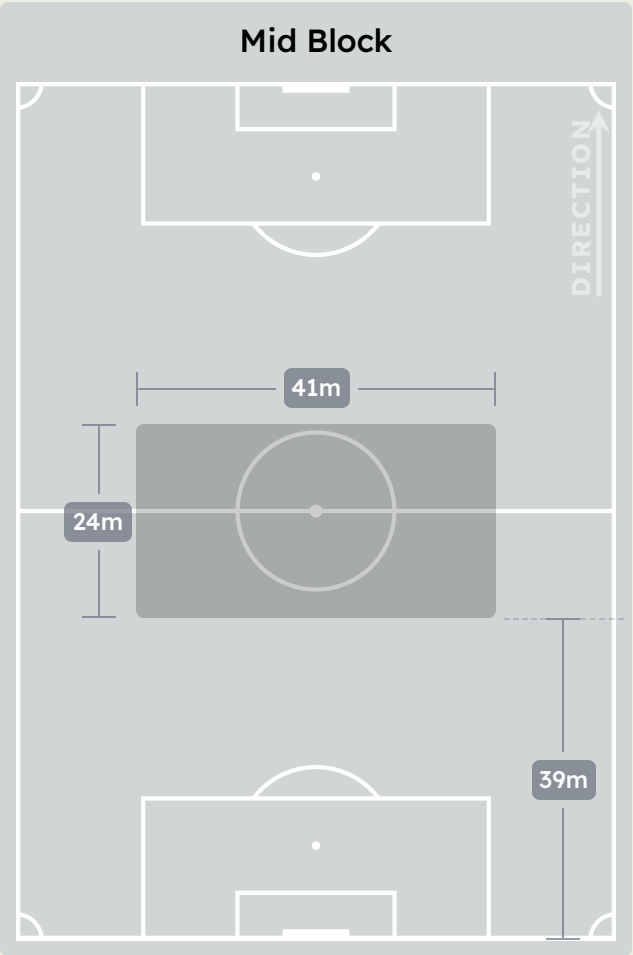
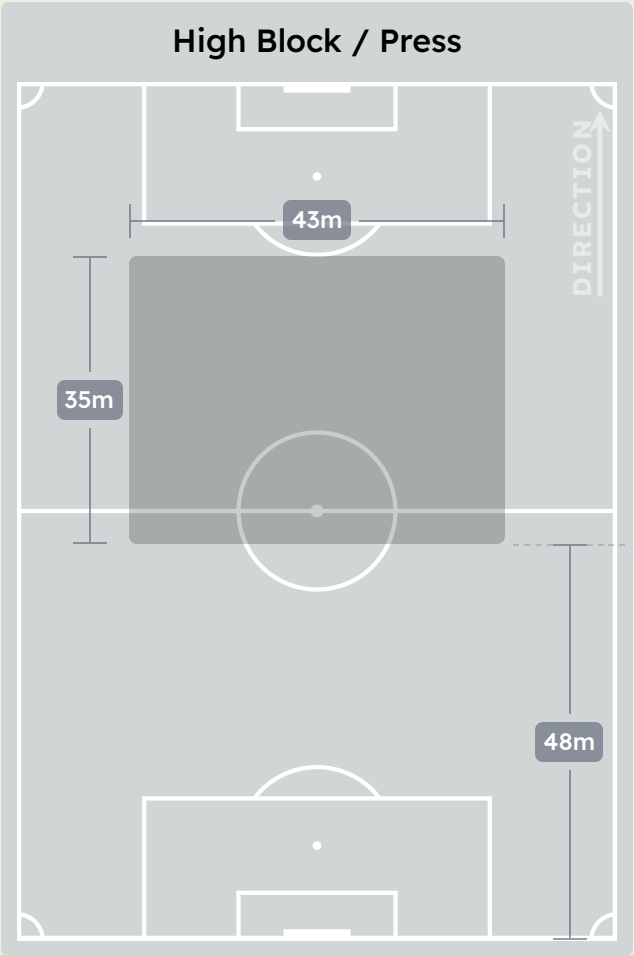


#	Player	Total Possession Regains
13	Jan OBLAK	9
5	Rodrigo DE PAUL	1
7	Antoine GRIEZMANN	0
8	Pablo BARRIOS	1
12	SAMUEL LINO	0
14	Marcos LLORENTE	4
15	Clement LENGLET	6
19	Julian ALVAREZ	2
21	Javi GALAN	4
22	Giuliano SIMEONE	1
24	Robin LE NORMAND	3
4	Conor GALLAGHER	0
6	KOKE	5
9	Alexander SORLOTH	0
10	Angel CORREA	1
23	REINILDO MANDAVA	0

Defensive Line Height & Team Length



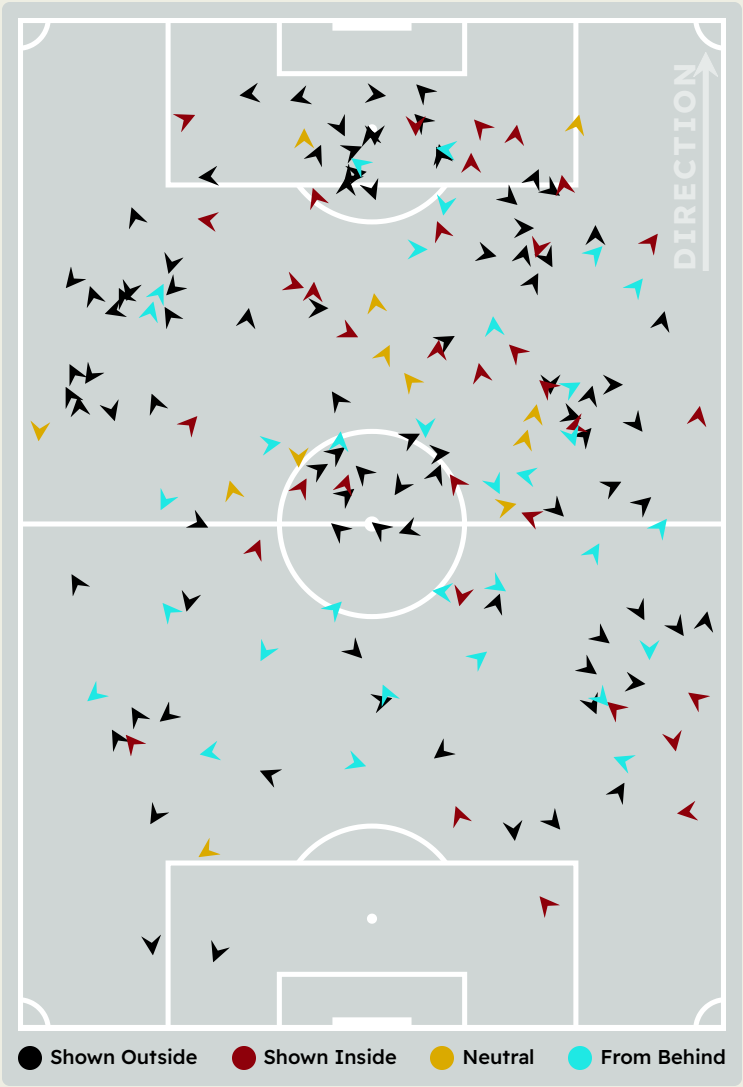
Defensive Line Height & Team Length



Defensive Pressure



Paris Saint-Germain



168	Total Pressures	349
34	Direct Pressures	64
1.39s	Avg Pressure Duration	1.47s
39	Forced Turnovers	31
12.44s	Ball Recovery Time	27.47s
69	Pushing on into Pressing	161
132	Pushing on	358
34	Pressing Direction Inside	53
90	Pressing Direction Outside	203

Most Direct Pressures

9


JOAO NEVES
RIGHT CENTRE MIDFIELD

Most Direct Pressures

16

Marcos LLORENTE
RIGHT BACK

Atlético de Madrid





GOALKEEPING



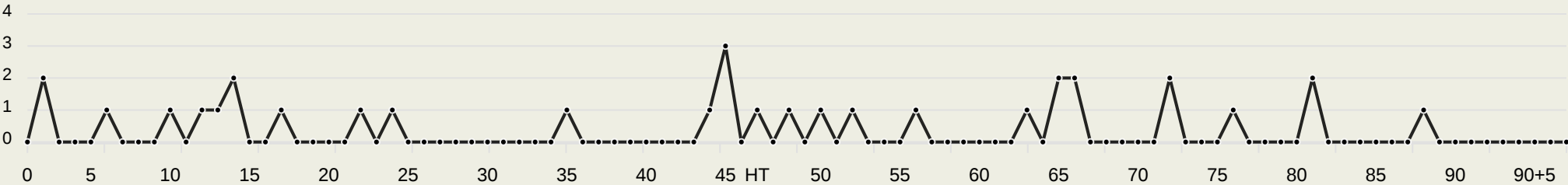
Paris Saint-Germain v Atlético de Madrid

Goalkeeping Involvement



Paris Saint-Germain

Paris Saint-Germain GK Involvement Timeline

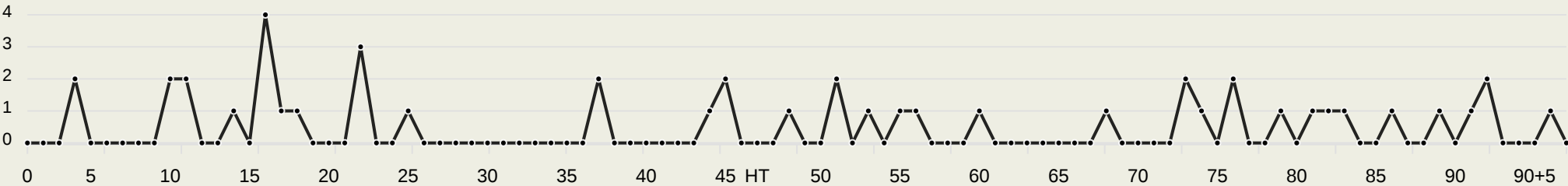


Total Involvements



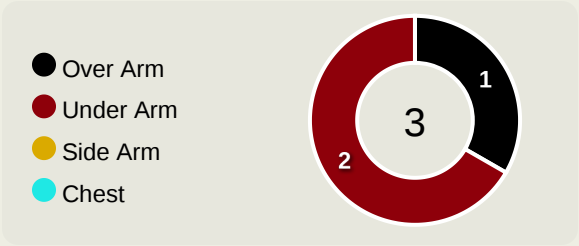
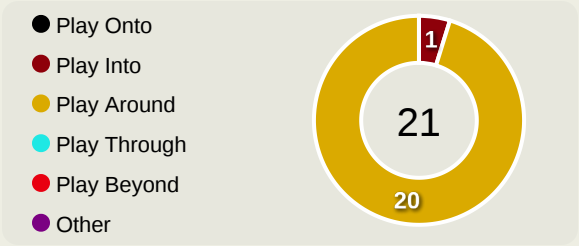
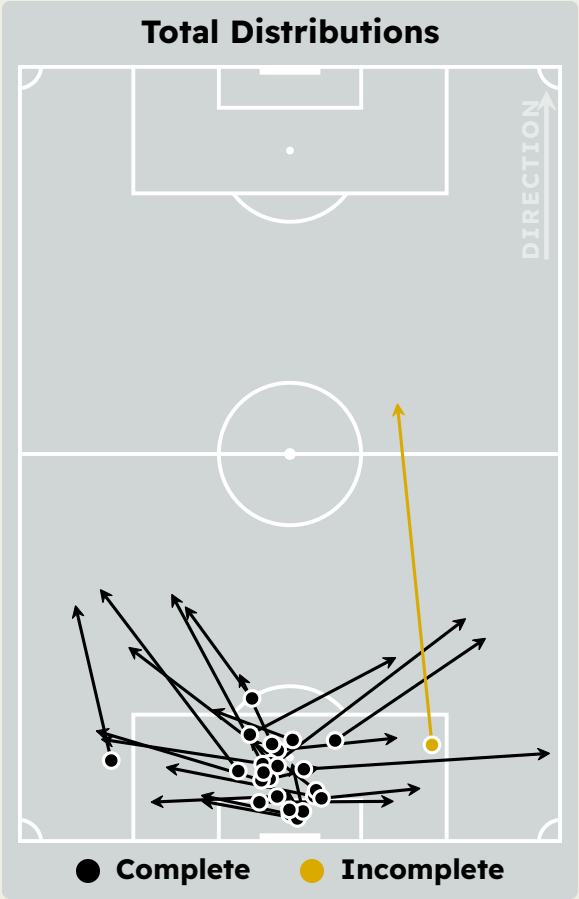
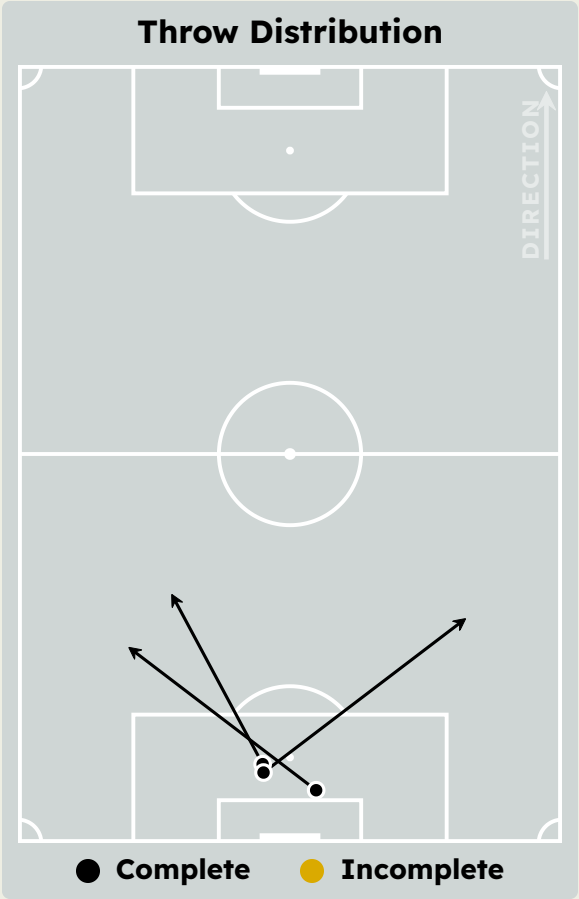
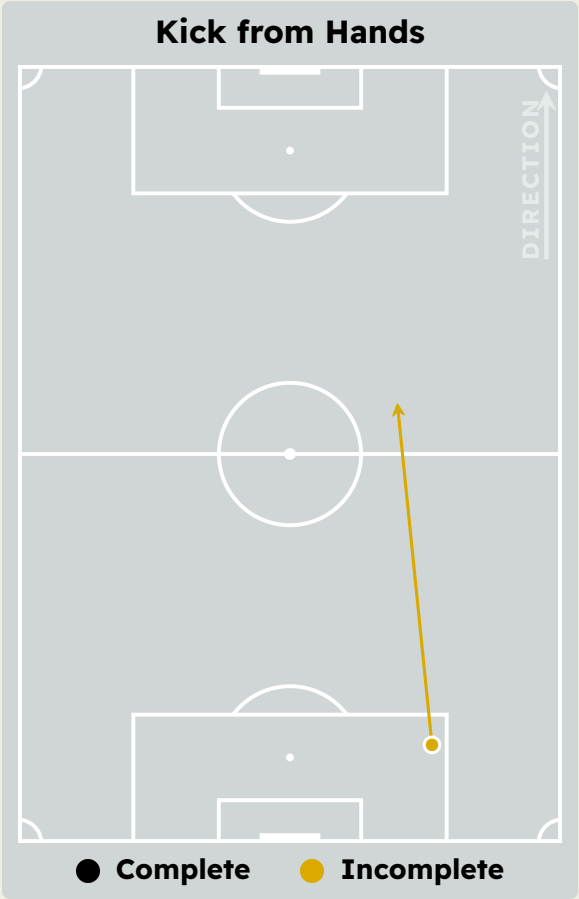
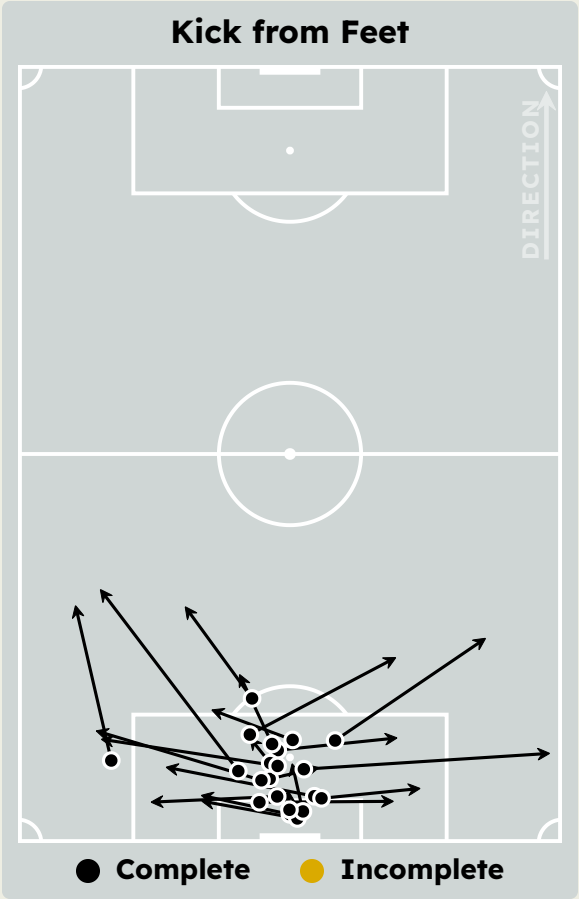
Atlético de Madrid

Atlético de Madrid GK Involvement Timeline

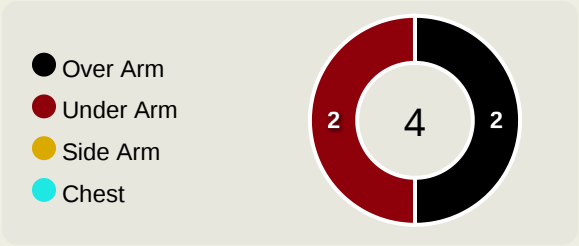

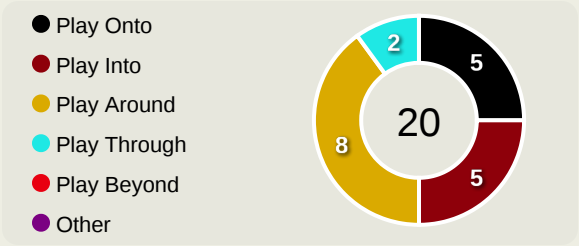
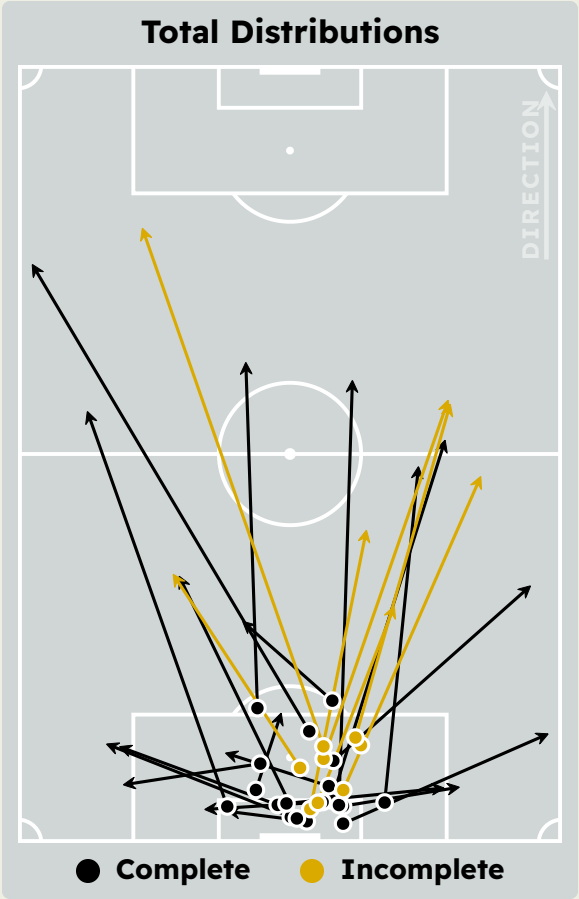
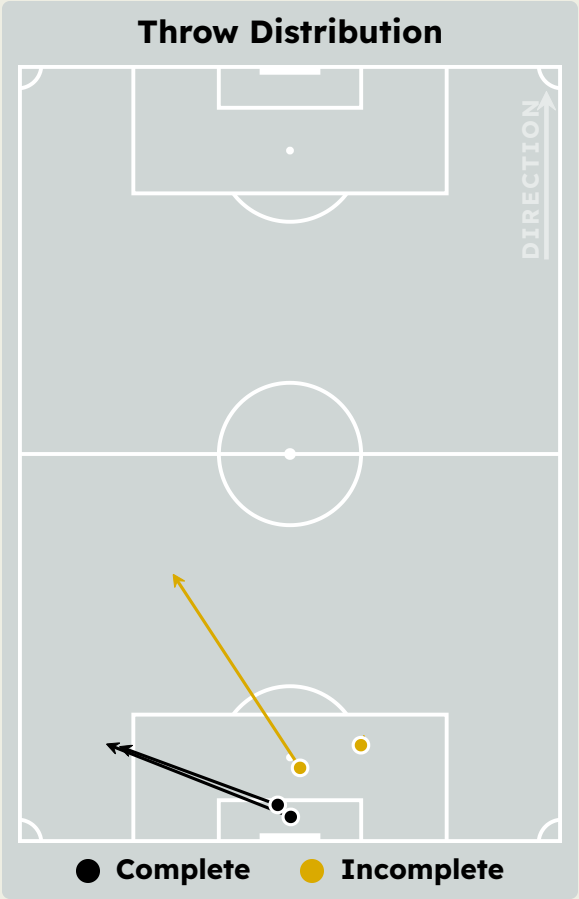
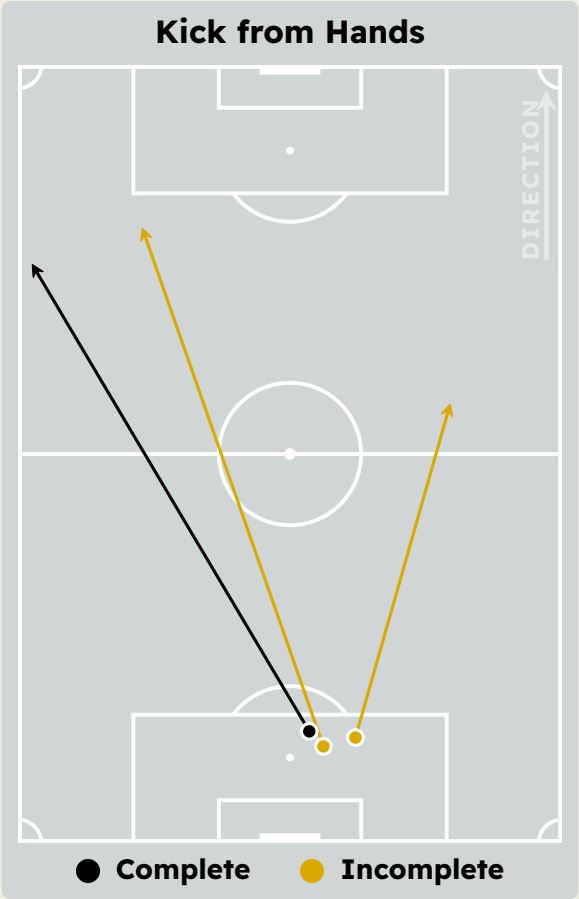
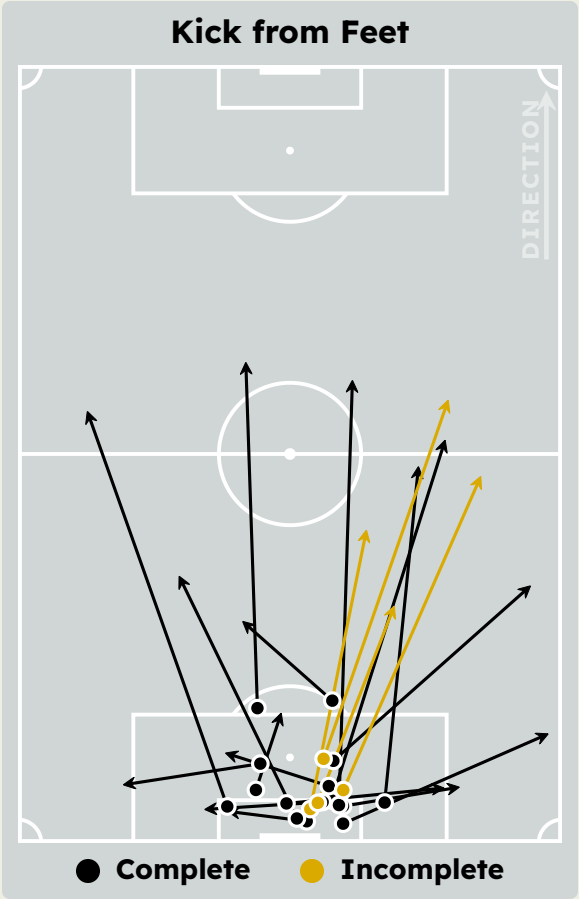


Total Involvements

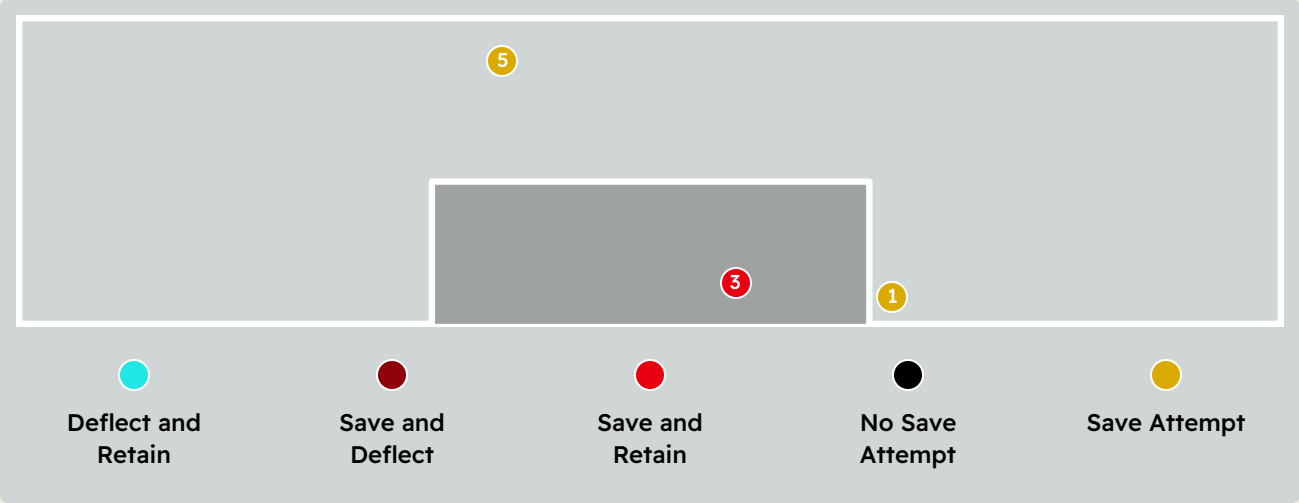
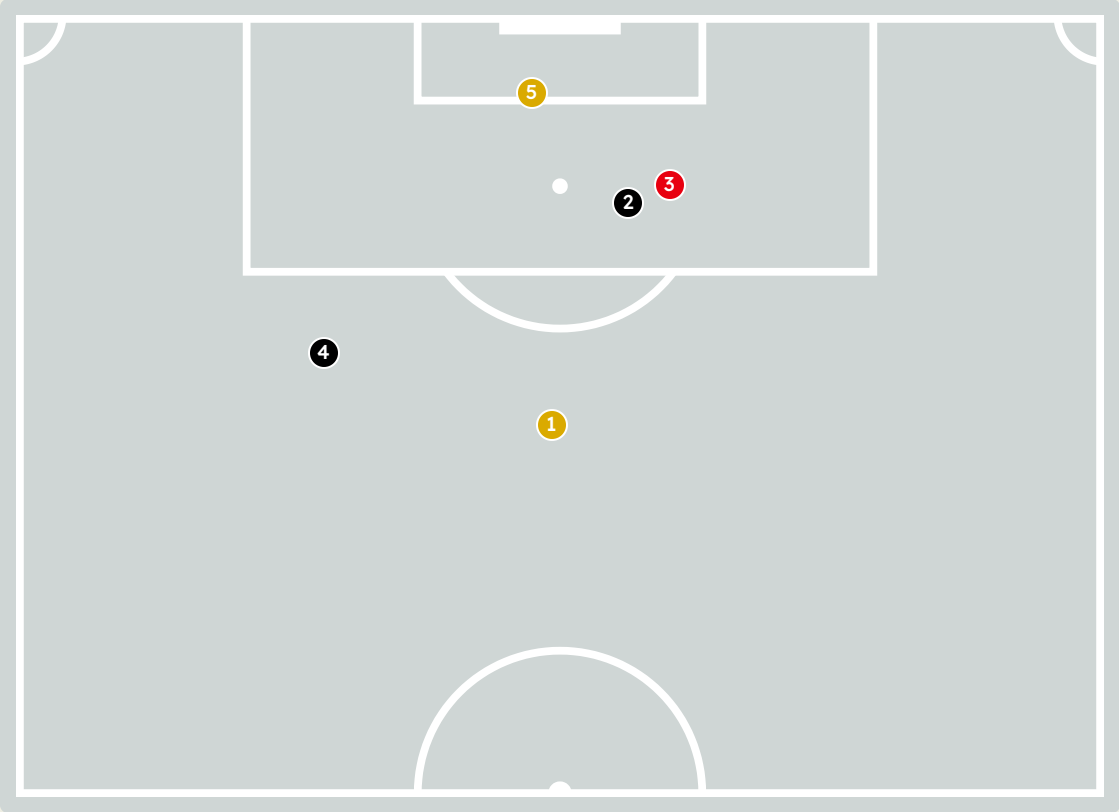
Goalkeeping Distribution



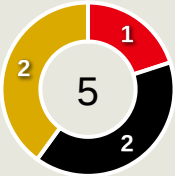
Goalkeeping Distribution



Goal Prevention

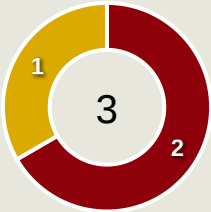


Intervention Type



- Deflect & Retain (cyan dot)
- Save & Deflect (dark red dot)
- Save & Retain (red dot)
- No Save Attempt (black dot)
- Save Attempt (yellow dot)

Intervention Body Type



- Head (black dot)
- Hands (dark red dot)
- Upper Body (yellow dot)
- Lower Body (cyan dot)
- Feet (red dot)

Total Attempts on Goal Faced

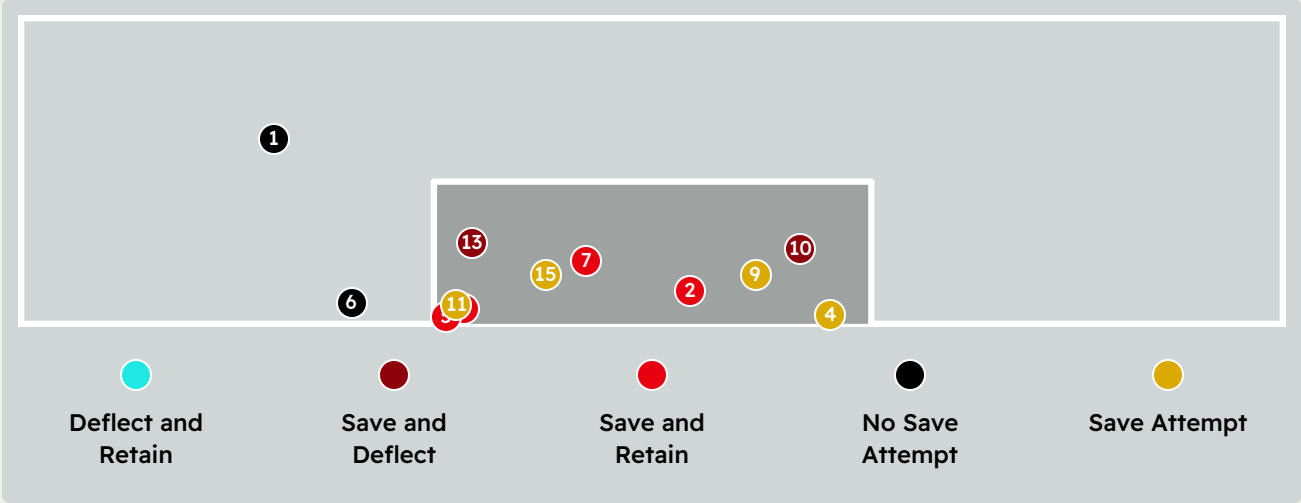
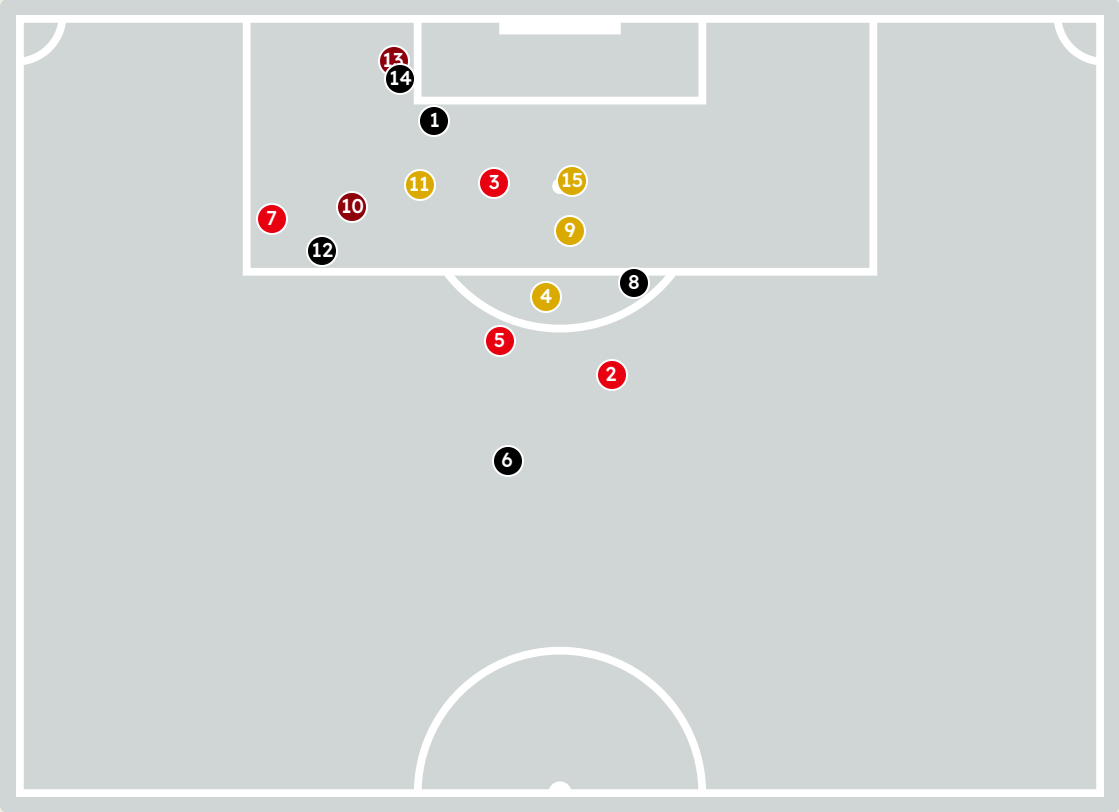
5

Save %

100

Total Attempts on Goal Faced	Total Goal Interventions	Save & Retain	Deflect & Retain	Save & Deflect	Save Attempt	No Save Attempt
5	1	1	0	0	2	2

Goal Prevention

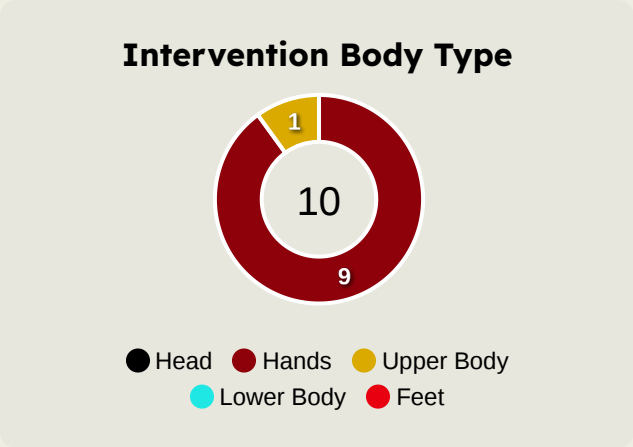
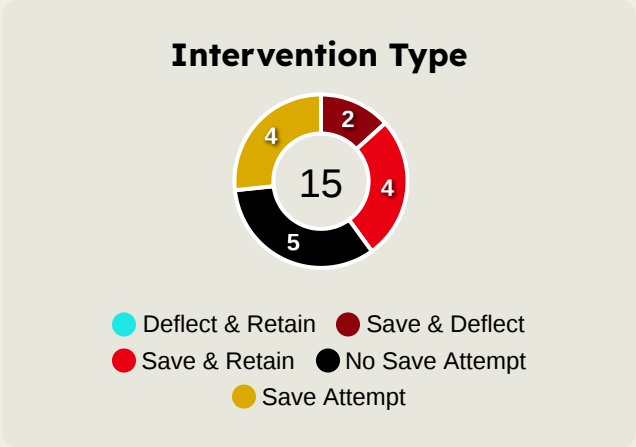


15

Total Attempts on Goal Faced

60

Save %



Total Attempts on Goal Faced	Total Goal Interventions	Save & Retain	Deflect & Retain	Save & Deflect	Save Attempt	No Save Attempt
15	6	4	0	2	4	5

Aerial Control

Paris Saint-Germain



Total Interventions

0

Complete

0

Punches

0

Incomplete

0

Complete

0

Claims

0

Incomplete

0

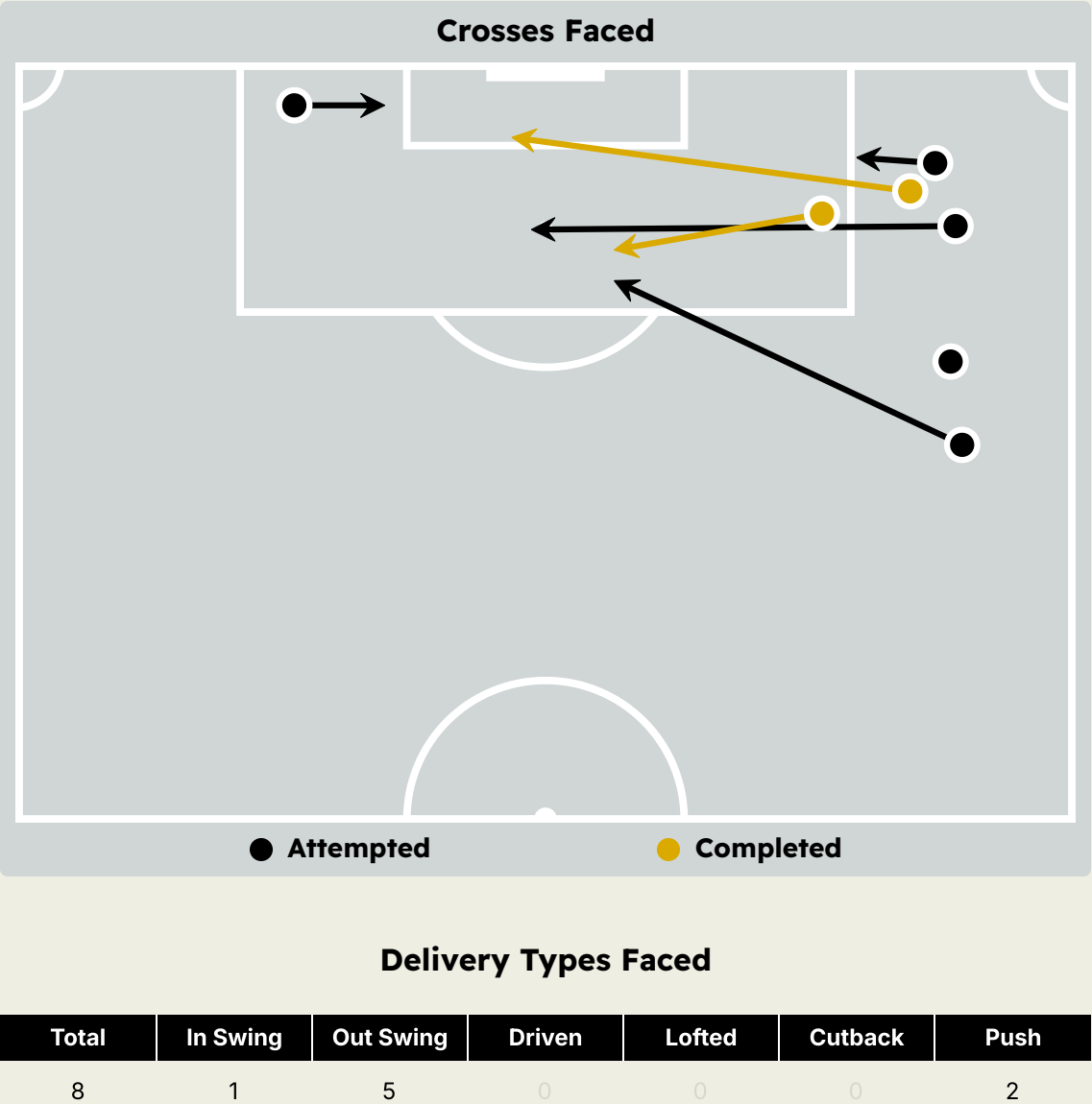
Complete

0

Tipped/Palmed

0

Incomplete



Aerial Control



1

Total Interventions

1

Complete

1

Punches

0

Incomplete

0

Complete

0

Claims

0

Incomplete

0

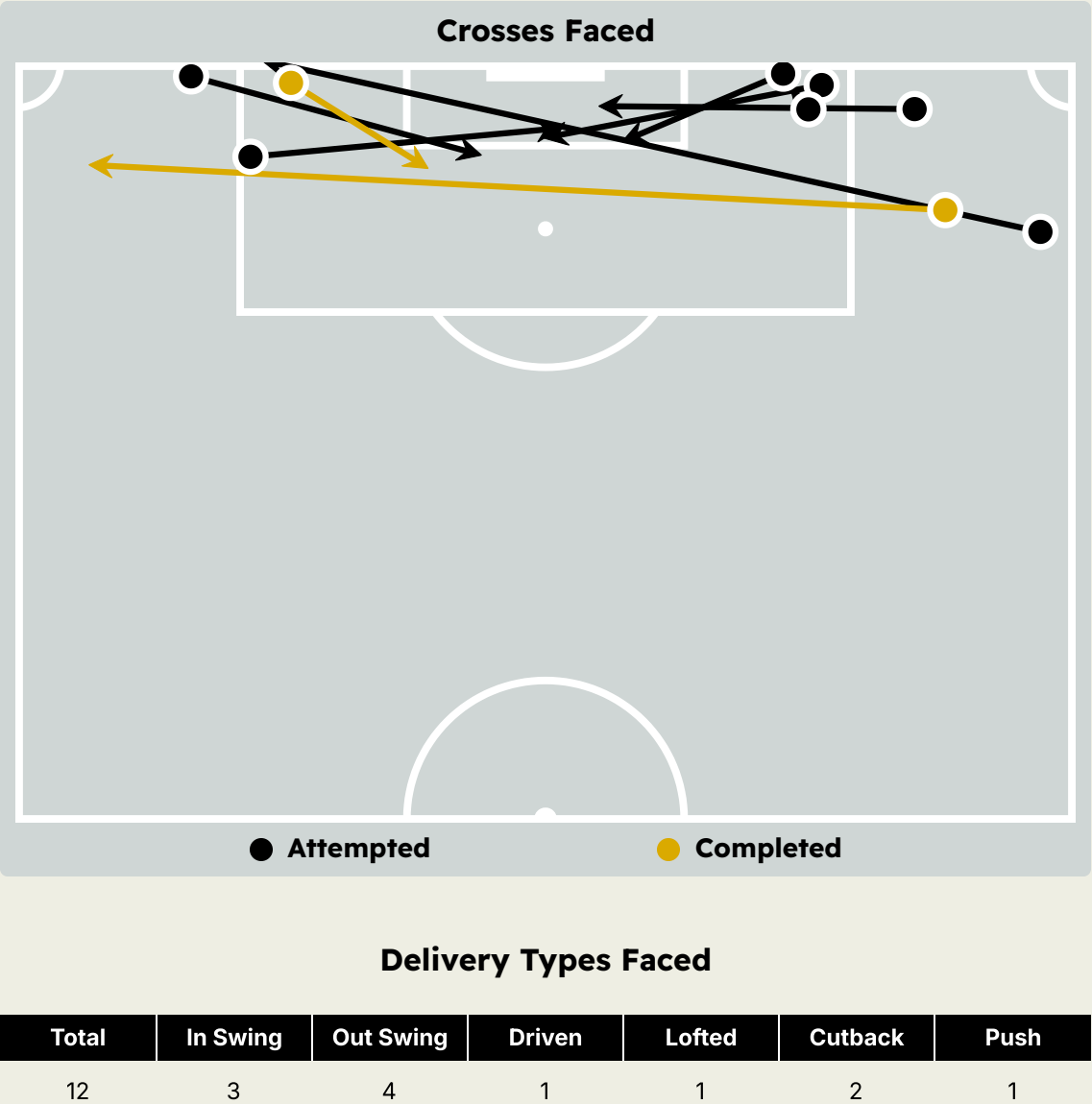
Complete

0

Tipped/Palmed

0

Incomplete





SET PLAYS



Paris Saint-Germain v Atlético de Madrid

Set Plays



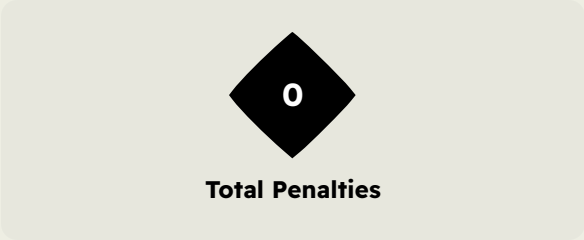
Free Kicks	
Type	Total
Direct	7
Direct (on target)	0
Direct (off target)	0
Indirect	2

Paris Saint-Germain

Corners			
Delivery Type	From Left Side	From Right Side	Total
Direct to Area	0	2	2
Short	0	1	1
Edge of Penalty Area	1	0	1

Corners	
Delivery Style	Total
Inswing	2
Outswing	0
Driven	0
Lofted	0

Set Plays



Free Kicks	
Type	Total
Direct	7
Direct (on target)	0
Direct (off target)	1
Indirect	0

Corners			
Delivery Type	From Left Side	From Right Side	Total
Direct to Area	0	1	1
Short	1	0	1

Edge of Penalty Area	0	0	0
----------------------	---	---	---

Corners	
Delivery Style	Total
Inswing	1
Outswing	0
Driven	0
Lofted	0



INDIVIDUAL DATA IN POSSESSION



Paris Saint-Germain v Atlético de Madrid

In Possession - Distributions

Paris Saint-Germain



#	Player	Passes Attempted	Passes Completed	Pass Completion %	Switches of Play	Crosses Attempted	Crosses Completed	Line Breaks Attempted	Line Breaks Completed	Line Break Completion %	Ball Progressions	Take Ons	Step Ins	Attempts at Goal	Goals
1	Gianluigi DONNARUMMA	25	24	96%	0	0	0	3	2	67%	0	0	0	0	0
2	Achraf HAKIMI	97	91	94%	2	2	1	18	17	94%	6	3	3	0	0
5	MARQUINHOS	89	86	97%	3	0	0	20	20	100%	4	0	4	0	0
7	Khvicha KVARATSKHELIA	42	39	93%	0	0	0	5	4	80%	3	3	0	3	0
8	Fabian RUIZ	80	75	94%	2	0	0	16	16	100%	0	0	0	1	1
9	GONCALO RAMOS	13	11	85%	1	0	0	2	0	0%	1	1	0	3	0
14	Desire DOUE	35	30	86%	1	4	1	9	8	89%	8	7	1	1	0
17	VITINHA	113	112	99%	5	1	0	29	28	97%	5	2	3	2	1
25	NUNO MENDES	62	57	92%	1	4	1	18	17	94%	1	0	1	0	0
51	Willian PACHO	83	83	100%	1	0	0	9	9	100%	2	0	2	0	0
87	JOAO NEVES	98	96	98%	0	0	0	16	15	94%	2	0	2	0	0
19	LEE Kangin	26	24	92%	0	0	0	6	4	67%	1	0	1	1	1
21	Lucas HERNANDEZ	15	15	100%	0	0	0	2	2	100%	0	0	0	0	0
24	Senny MAYULU	21	17	81%	0	0	0	2	2	100%	0	0	0	2	1
33	Warren ZAIRE-EMERY	22	22	100%	0	0	0	7	7	100%	0	0	0	0	0
49	Ibrahim MBAYE	11	10	91%	0	1	0	4	4	100%	2	2	0	2	0

In Possession - Offers & Receptions



			Offer movement types						
#	Player	Total Offers	In Front	In Between	Out to In	In to Out	In Behind	No Movement	Offers Received
1	Gianluigi DONNARUMMA	9	0	0	0	0	0	9	4
2	Achraf HAKIMI	71	23	12	0	3	16	17	32
5	MARQUINHOS	15	7	0	0	0	1	7	8
7	Khvicha KVARATSKHELIA	40	7	4	1	1	14	13	25
8	Fabian RUIZ	69	30	19	0	2	6	12	38
9	GONCALO RAMOS	30	6	15	1	2	5	1	5
14	Desire DOUE	46	8	11	1	0	13	13	18
17	VITINHA	72	31	15	1	5	2	18	32
25	NUNO MENDES	21	6	5	2	1	3	4	8
51	Willian PACHO	36	4	0	0	0	0	32	25
87	JOAO NEVES	68	38	10	2	4	6	8	32
19	LEE Kangin	10	3	0	2	2	2	1	8
21	Lucas HERNANDEZ	4	0	0	0	0	0	4	1
24	Senny MAYULU	17	2	13	0	0	2	0	8
33	Warren ZAIRE-EMERY	30	12	7	2	5	2	2	11
49	Ibrahim MBAYE	5	0	0	0	0	3	2	2

In Possession - Distributions



#	Player	Passes Attempted	Passes Completed	Pass Completion %	Switches of Play	Crosses Attempted	Crosses Completed	Line Breaks Attempted	Line Breaks Completed	Line Break Completion %	Ball Progressions	Take Ons	Step Ins	Attempts at Goal	Goals
13	Jan OBLAK	27	19	70%	0	0	0	16	9	56%	0	0	0	0	0
5	Rodrigo DE PAUL	24	21	88%	0	0	0	6	5	83%	0	0	0	2	0
7	Antoine GRIEZMANN	23	21	91%	1	1	1	10	9	90%	0	0	0	1	0
8	Pablo BARRIOS	21	19	90%	0	0	0	9	7	78%	1	0	1	0	0
12	SAMUEL LINO	15	11	73%	0	0	0	2	1	50%	3	3	0	0	0
14	Marcos LLORENTE	25	21	84%	0	4	2	13	11	85%	2	0	2	0	0
15	Clement LENGLET	32	28	88%	2	0	0	10	8	80%	3	0	3	0	0
19	Julian ALVAREZ	21	17	81%	0	0	0	6	4	67%	1	0	1	1	0
21	Javi GALAN	20	17	85%	0	1	0	5	5	100%	1	1	0	0	0
22	Giuliano SIMEONE	16	12	75%	0	1	0	6	5	83%	2	1	1	0	0
24	Robin LE NORMAND	22	18	82%	0	0	0	6	3	50%	0	0	0	0	0
4	Conor GALLAGHER	5	5	100%	0	1	0	0	0	0%	0	0	0	0	0
6	KOKE	16	15	94%	0	0	0	4	3	75%	0	0	0	0	0
9	Alexander SORLOTH	4	3	75%	0	0	0	0	0	0%	0	0	0	1	0
10	Angel CORREA	5	4	80%	0	0	0	4	2	50%	2	2	0	0	0
23	REINILDO MANDAVA	11	9	82%	0	0	0	1	1	100%	0	0	0	0	0

In Possession - Offers & Receptions



			Offer movement types						
#	Player	Total Offers	In Front	In Between	Out to In	In to Out	In Behind	No Movement	Offers Received
13	Jan OBLAK	6	0	0	0	0	0	6	3
5	Rodrigo DE PAUL	23	9	10	1	0	0	3	9
7	Antoine GRIEZMANN	23	3	11	0	0	8	1	8
8	Pablo BARRIOS	30	12	6	1	5	0	6	8
12	SAMUEL LINO	23	5	5	1	0	5	7	7
14	Marcos LLORENTE	19	4	0	0	0	9	6	12
15	Clement LENGLET	3	1	0	0	0	0	2	2
19	Julian ALVAREZ	18	1	8	1	0	7	1	6
21	Javi GALAN	15	6	0	0	0	4	5	9
22	Giuliano SIMEONE	16	1	2	0	0	10	3	10
24	Robin LE NORMAND	10	4	0	0	0	0	6	3
4	Conor GALLAGHER	12	4	1	1	0	3	3	5
6	KOKE	23	13	5	0	0	0	5	8
9	Alexander SORLOTH	8	0	1	0	0	7	0	2
10	Angel CORREA	9	2	1	0	1	4	1	3
23	REINILDO MANDAVA	5	2	0	0	0	1	2	2



INDIVIDUAL DATA OUT OF POSSESSION



Paris Saint-Germain v Atlético de Madrid

Out of Possession

Paris Saint-Germain



#	Player	Tackles Made / Won	Blocks	Interceptions	Pressing Direct	Pressing Indirect	Duels Won - Aerial	Duels Won - Physical	Possession Contests won	Clearances	Loose Ball Receptions	Pushing On	Pushing On into Pressing	Possession Regains	Possession Interrupted
1	Gianluigi DONNARUMMA	0 / 0	0	0	0	0	0	0	0	0	2	0	0	4	0
2	Achraf HAKIMI	2 / 0	3	0	1	3	0	0	0	0	3	4	1	3	2
5	MARQUINHOS	1 / 0	1	1	1	3	0	0	0	3	4	16	4	2	2
7	Khvicha KVARATSKHELIA	2 / 1	0	0	2	8	0	0	0	0	4	9	4	1	0
8	Fabian RUIZ	1 / 0	0	0	0	8	1	0	1	2	1	4	2	1	2
9	GONCALO RAMOS	1 / 0	0	0	2	32	2	0	2	0	1	14	12	0	1
14	Desire DOUE	2 / 0	3	0	4	22	1	0	4	1	3	18	10	2	4
17	VITINHA	0 / 0	2	1	1	13	0	0	0	0	6	7	2	2	0
25	NUNO MENDES	3 / 1	3	1	4	6	0	0	1	1	9	8	6	3	3
51	Willian PACHO	3 / 1	2	1	3	7	2	0	2	2	1	14	8	3	1
87	JOAO NEVES	4 / 3	3	1	9	11	0	0	1	0	5	15	5	7	1
19	LEE Kangin	1 / 1	0	0	1	5	0	0	0	0	0	4	3	1	0
21	Lucas HERNANDEZ	0 / 0	0	0	1	0	0	0	0	1	1	1	1	0	1
24	Senny MAYULU	0 / 0	1	0	2	14	0	0	0	0	4	12	9	1	0
33	Warren ZAIRE-EMERY	2 / 1	0	1	3	1	0	0	0	0	6	4	1	2	0
49	Ibrahim MBAYE	0 / 0	0	0	0	1	0	0	0	0	1	2	1	0	0

Out of Possession



#	Player	Tackles Made / Won	Blocks	Interceptions	Pressing Direct	Pressing Indirect	Duels Won - Aerial	Duels Won - Physical	Possession Contests won	Clearances	Loose Ball Receptions	Pushing On	Pushing On into Pressing	Possession Regains	Possession Interrupted
13	Jan OBLAK	0 / 0	0	0	0	0	0	0	0	0	3	0	0	9	0
5	Rodrigo DE PAUL	4 / 1	0	0	4	15	0	0	0	0	3	30	10	1	0
7	Antoine GRIEZMANN	4 / 0	1	0	1	34	0	0	0	0	6	20	14	0	2
8	Pablo BARRIOS	2 / 0	1	0	3	22	0	0	2	0	2	39	16	1	0
12	SAMUEL LINO	2 / 0	4	0	5	26	0	0	0	0	2	30	18	0	4
14	Marcos LLORENTE	8 / 3	0	1	16	34	0	0	0	4	1	35	19	4	6
15	Clement LENGLET	3 / 1	2	2	2	8	0	0	0	3	2	15	1	6	3
19	Julian ALVAREZ	9 / 2	1	0	9	42	1	0	2	0	2	38	23	2	0
21	Javi GALAN	7 / 2	0	0	5	18	0	0	1	0	1	34	13	4	0
22	Giuliano SIMEONE	1 / 0	3	0	2	21	0	0	0	0	3	33	13	1	1
24	Robin LE NORMAND	1 / 1	1	0	5	4	1	0	1	2	0	25	7	3	1
4	Conor GALLAGHER	1 / 0	1	0	4	11	0	0	1	1	0	8	3	0	2
6	KOKE	2 / 0	4	0	4	15	0	0	0	0	3	21	5	5	0
9	Alexander SORLOTH	0 / 0	0	0	1	15	2	0	2	0	0	12	11	0	0
10	Angel CORREA	1 / 1	0	0	2	17	0	0	0	0	1	11	7	1	0
23	REINILDO MANDAVA	1 / 0	0	0	1	3	0	0	0	0	4	7	1	0	0



INDIVIDUAL DATA PHYSICAL



Paris Saint-Germain v Atlético de Madrid

Physical Data



#	Player	Total Distance (m)	Zone 1: 0-7 km/h (m)	Zone 2: 7-15 km/h (m)	Zone 3: 15-20 km/h (m)	Zone 4: 20-25 km/h (m)	Zone 5: 25+ km/h (m)	High Speed Runs (Zone 4)	Sprints (Zone 5)	Top Speed (km/h)
1	Gianluigi DONNARUMMA	4314.4	3520.2	701.9	75.8	16.5	0	7.0	2.0	25.0
2	Achraf HAKIMI	9682.3	4424.1	3170.0	1014.5	660.5	413.2	91.0	56.0	33.7
5	MARQUINHOS	9612.3	4135.0	3624.1	1128.6	489.5	235.2	99.0	41.0	35.2
7	Khvicha KVARATSKHELIA	7112.8	3416.9	2157.2	932.8	423.7	182.2	78.0	38.0	34.8
8	Fabian RUIZ	8516.8	2931.1	3693.2	1275.8	423.4	193.2	103.0	35.0	38.1
9	GONCALO RAMOS	7595.4	2807.7	2781.8	1306.3	561.1	138.4	118.0	47.0	36.2
14	Desire DOUE	8914.6	3172.1	3550.2	1420.7	519.8	251.9	126.0	45.0	35.0
17	VITINHA	11085.8	3669.8	5203.6	1430.2	595.5	186.6	131.0	54.0	29.3
25	NUNO MENDES	7338.9	3090.8	2868.2	646.4	408.9	324.6	59.0	38.0	36.6
51	Willian PACHO	8530.4	4028.6	3076.7	856.7	402.1	166.4	71.0	31.0	33.4
87	JOAO NEVES	11674.9	3786.8	5191.0	1794.7	681.4	221.1	157.0	53.0	31.5
19	LEE Kangin	2348.6	1019.3	787.3	334.8	145.6	61.6	30.0	11.0	26.8
21	Lucas HERNANDEZ	1481.1	721.3	554.2	130.1	36.2	39.3	16.0	4.0	30.8
24	Senny MAYULU	3446.1	1262.0	1373.2	466.4	259.8	84.8	43.0	17.0	30.5
33	Warren ZAIRE-EMERY	3037.5	998.8	1321.2	561.2	128.7	27.5	45.0	8.0	31.7
49	Ibrahim MBAYE	1502.4	726.3	483.9	183.6	80.7	27.9	14.0	7.0	27.9

Physical Data



#	Player	Total Distance (m)	Zone 1: 0-7 km/h (m)	Zone 2: 7-15 km/h (m)	Zone 3: 15-20 km/h (m)	Zone 4: 20-25 km/h (m)	Zone 5: 25+ km/h (m)	High Speed Runs (Zone 4)	Sprints (Zone 5)	Top Speed (km/h)
13	Jan OBLAK	5531.3	4461.6	1000.6	50.2	14.1	4.8	4.0	1.0	25.5
5	Rodrigo DE PAUL	7154.4	2493.5	2896.4	1100.0	554.2	110.3	92.0	36.0	29.9
7	Antoine GRIEZMANN	10803.1	4355.8	3688.3	1746.8	812.9	199.1	149.0	55.0	29.3
8	Pablo BARRIOS	8710.9	2739.6	3759.5	1460.1	567.2	184.6	125.0	41.0	33.3
12	SAMUEL LINO	5486.2	1905.1	2060.2	879.6	423.8	217.6	67.0	37.0	30.8
14	Marcos LLORENTE	10017.6	4126.3	3715.8	1276.5	563.2	335.8	116.0	47.0	34.0
15	Clement LENGLET	8328.0	3019.0	3633.5	1234.0	353.3	88.2	109.0	28.0	30.6
19	Julian ALVAREZ	9878.9	3963.5	3803.2	1185.8	678.6	247.9	119.0	56.0	32.6
21	Javi GALAN	6866.4	2620.1	2867.8	888.8	353.5	136.2	78.0	25.0	31.6
22	Giuliano SIMEONE	7697.6	2502.3	3188.3	1173.1	576.3	257.7	94.0	41.0	33.8
24	Robin LE NORMAND	9889.1	3899.1	4040.2	1391.4	432.9	125.5	117.0	30.0	33.1
4	Conor GALLAGHER	3967.7	1329.2	1496.0	598.1	343.3	201.1	48.0	26.0	30.7
6	KOKE	6153.8	1915.1	2506.2	1145.1	548.4	39.0	98.0	33.0	27.3
9	Alexander SORLOTH	2412.6	968.3	1008.8	219.4	141.6	74.5	21.0	12.0	30.4
10	Angel CORREA	3234.8	1306.0	1175.5	359.3	245.7	148.2	32.0	20.0	31.2
23	REINILDO MANDAVA	3265.2	1644.1	1105.2	283.5	172.8	59.5	27.0	13.0	29.3

